



TURKISH GRAIN BOARD



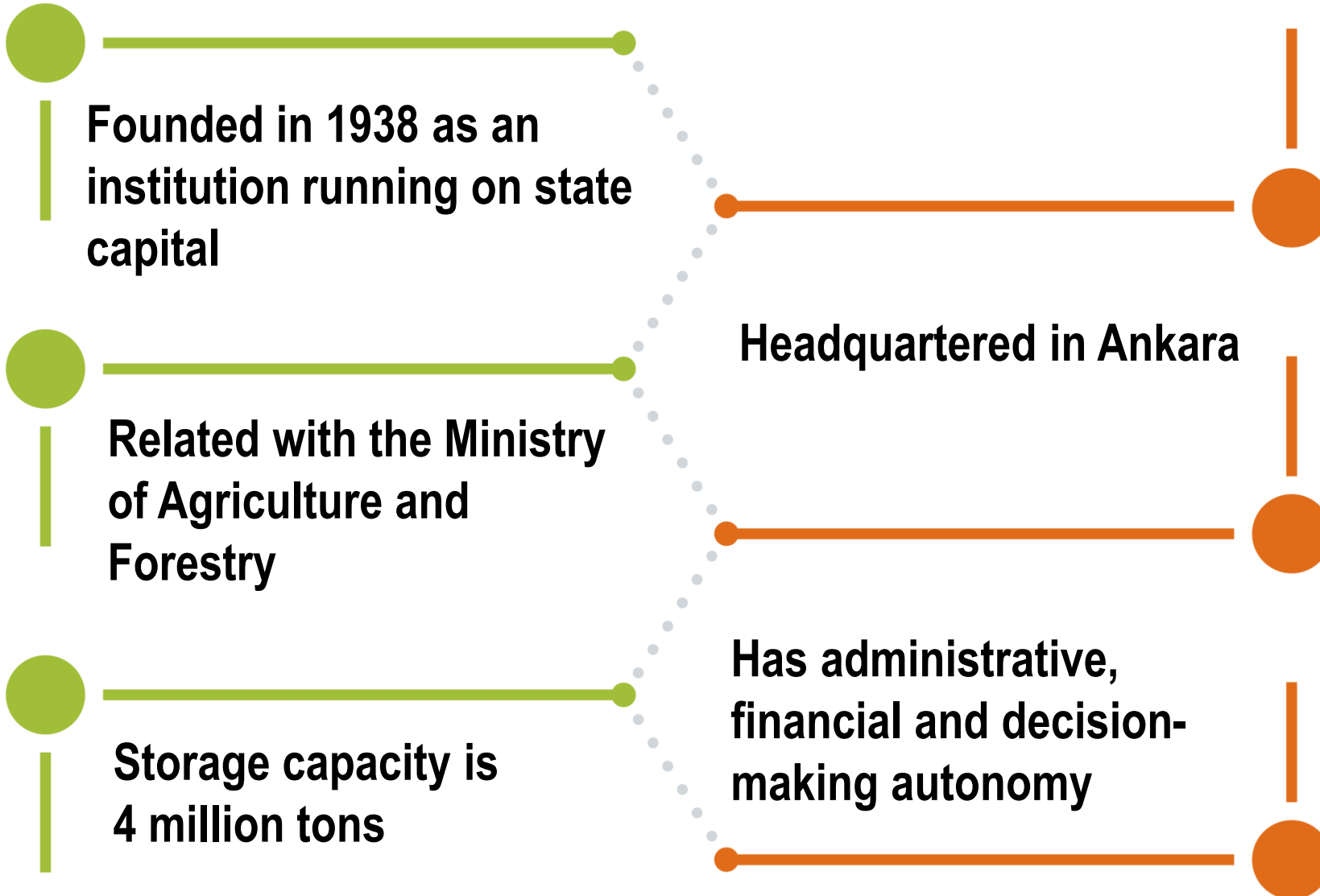
**TMO'S ROLE IN AGRICULTURAL
MARKETS**

OCTOBER 2019

www.tmo.gov.tr




ABOUT TMO





- **To deal with cereal and pulses.**
(domestic purchase-sales & import-export)
- **To produce morphine and its derivatives from opium poppy which is required by pharmaceutical industry.**
- **To carry out the duties for other agricultural products which is given by the Cabinet Decree. (Hazelnut, Raisins, Social Aid, etc)**





PRODUCTS IN THE FIELD OF TMO'S ACTIVITY

Wheat

Barley

Rye

Triticale

Oat

Corn

Paddy Rice

CEREALS

POPPY

PULSES

Chick Pea

Green Lentil

Red Lentil

Dried Beans

Other products
assigned by
Cabinet
Decision
(Hazelnut,
Raisins)



HOW DOES TMO TAKES PART IN THE MARKETS

TMO takes part in the markets, to prevent abnormal price fluctuations in commodity markets due to supply&demand deficit or speculations.



INDICATORS

- Domestic and foreign market prices
- Product costs
- Production Level
- Food price inflation
- Carryover stocks
- Public expectations



MAIN INSTRUMENTS OF TMO



**DOMESTIC
PURCHASE**



SALES



IMPORT/EXPORT



**STOCK
MANAGEMENT**



Domestic Prices

*(Commodity Exchanges
and TMO Branch Datas)*

International Price
Suppliers

Market Reports

SOURCES

Domestic Field
Tours

Domestic and
International
Meetings

Industry Opinions



MARKET RESEARCH



TURKISH GRAIN BOARD DAILY MARKET AND COMMODITY EXCHANGE PRICES BULLETIN

16 February 2018

DOMESTIC PRICES (TL/TON)	15.02.2018			14.02.2018			Last Year	% Change
	Volume (ton)	TL/ton	\$/ton	Volume (ton)	TL/ton	\$/ton	TL/ton	
DURUM WHEAT								
Market Price*	2.328	1.087	282	2.179	1.066	280	1.018	6
Commodity Exchange Prices								
Konya	39	1.081	288	15	1.088	286	-	-
Çorum	-	-	-	-	-	-	-	-
ANATOLIAN HARD RED WHEAT								
Market Price*	7.129	1.018	289	7.205	1.018	288	888	6
Commodity Exchange Prices								
Konya	177	1.020	270	69	1.073	282	1.163	-12
Polatlı	-	-	-	32	1.143	301	1.106	-
Eskişehir	32	968	264	-	-	-	810	6
Edirne	-	-	-	5	861	260	834	-
OTHER WHITE WHEAT								
Market Price*	2.092	880	248	2.051	828	244	884	6
Commodity Exchange Prices								
Konya	6	1.042	278	-	-	-	813	14
Eskişehir	16	818	243	29	870	266	890	-
OTHER RED WHEAT								
Market Price*	4.873	882	247	4.999	832	246	883	4
Commodity Exchange Prices								
Edirne	-	-	-	-	-	-	-	-
Polatlı	-	-	-	-	-	-	-	-
FEED WHEAT								
Market Price*	492	807	-	501	806	238	-	-
BARLEY								
Market Price*	3.507	826	246	3.790	823	243	870	8
Commodity Exchange Prices								
Konya	-	-	-	-	-	-	786	-
Polatlı	-	-	-	11	813	240	-	-
Çorum	8	860	226	8	860	228	-	-
Eskişehir	17	868	227	126	868	228	888	-1
CORN								
Market Price*	10.105	828	219	10.256	824	217	770	7
Commodity Exchange Price								
Adana	2.400	848	234	132	848	222	-	-
OAT								
Eskişehir	6	871	230	4	880	231	-	-
Konya	-	-	-	-	-	-	-	-
Polatlı	-	-	-	-	-	-	-	-
SOYBEAN								
Gaziantep	-	-	-	-	-	-	1.486	-
Adana	-	-	-	-	-	-	-	-
BRANS								
Wheat Bran (Adana)	-	-	-	389	728	182	716	-
Corn Bran (Adana)	-	-	-	-	-	-	-	-
RED LENTIL								
Gaziantep (Whole)	9	2.000	629	-	-	-	-	-
Mersin	-	-	-	-	-	-	-	-
RICE (TL/TON)								
Osmanlı (Wholesale)	-	4.000	-	-	3.887	-	3.284	18
Balido (Wholesale)	-	4.886	-	-	4.884	-	4.188	18

DAILY MARKET AND COMMODITY EXCHANGE PRICES BULLETIN

www.tmo.gov.tr





TMO INTERNATIONAL MARKET RESOURCES



International Grains Council
Conseil international des céréales
Consejo Internacional de Cereales
Международный совет по зерну



agriCENSUS



Institute
for Agricultural
Market Studies



THOMSON
REUTERS



UKR AgroCONSULT



AGRI MARKET



LICENSED WAREHOUSING

66 companies in 91 locations (in cereals)

3.5 million tons capacity

With the reaching of sufficient capacity of licensed warehouses, it is aimed to carry out physical purchasing and storage works through licensed warehouses via ELUS (Electronical Warehouse Receipt).



PRODUCTS



GRAINS



PULSES



HAZELNUT



COTTON



**OLIVE AND
OLIVE OIL**



OILSEEDS



PISTACHIO



DRY APRICOT



RAISINS



**DAIRY
PRODUCTS**



ADVANTAGES OF LICENSED WAREHOUSING



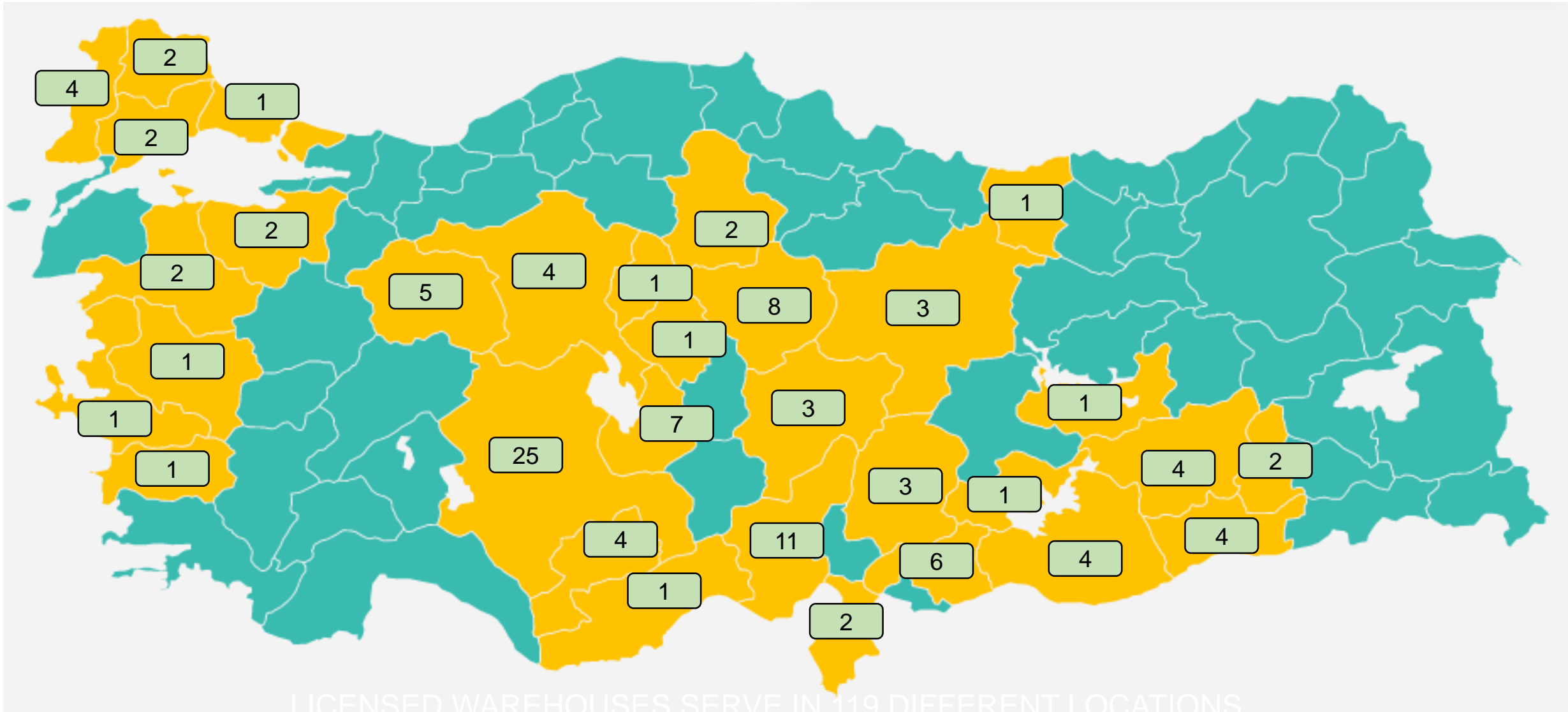
- ❖ Standardization of products (by authorized classifiers)
- ❖ Modern warehouses,
- ❖ Decrease in product losses,
- ❖ Safe and transparent market (by Turkish commodity exchange),
- ❖ Depth in commodity exchanges
- ❖ Easy procurement process,
- ❖ New job opportunities



LICENSED WAREHOUSE CAPACITY

CAPACITY OF ESTABLISHMENT PERMIT AND LICENSED (TON)

	Grain	Cotton	Oil/Olive Oil	Hazelnut	Raisin	Pistachio	Total
Establishment Permit	14.298.220	132.000	17.500	17.000	5.000	10.000	14.479.720
Licensed	4.181.152	36.000	13.500	17.000			4.247.652



Güler Ünlü

Market Research Section Manager

Guler.unlu@tmo.gov.tr



THANK YOU