

COUNTRY REPORT MALAYSIA

HISHAM HJ. RAHMAT
MINISTRY OF EDUCATION
MALAYSIA



10th Meeting of the Standing Committee for Economic and Commercial Cooperation of the
Organization of the Islamic Cooperation (COMCEC) Poverty Alleviation Working Group (PAWG)
5th October 2017 Ankara, Turkey

Presentation Outline



Country Overview

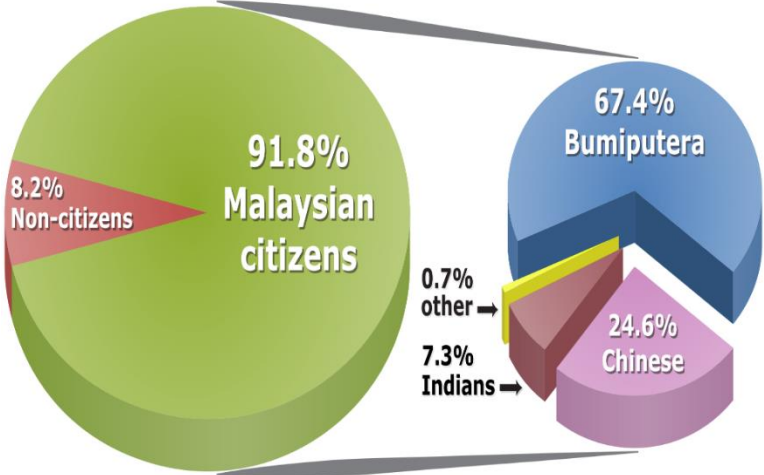
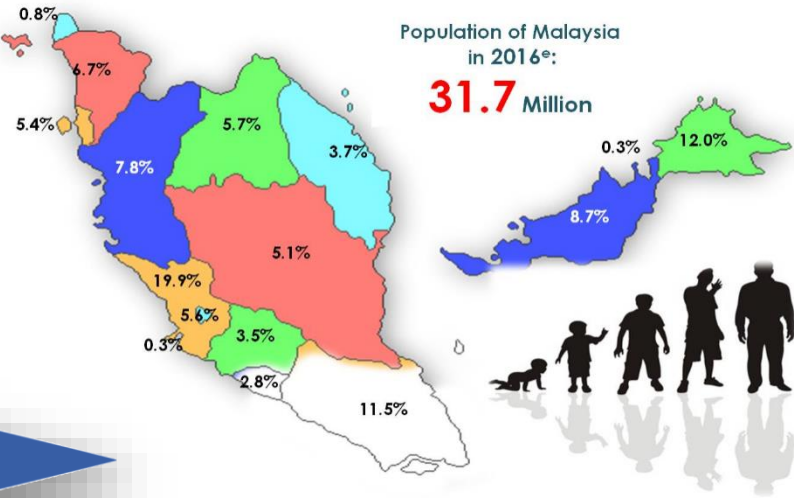
Brief Overview of Malaysian Education System

Measures in Providing Access & Quality to Education for Disadvantaged Children - The Key to Escape from Poverty

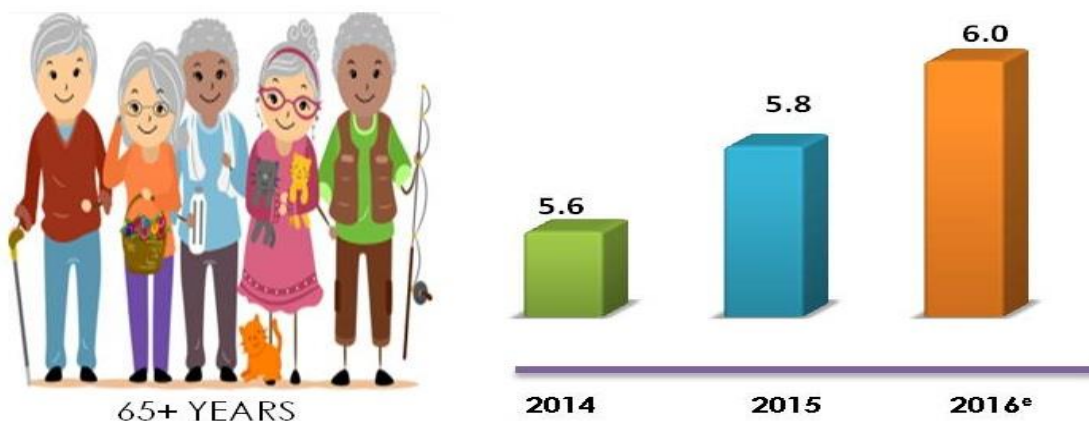
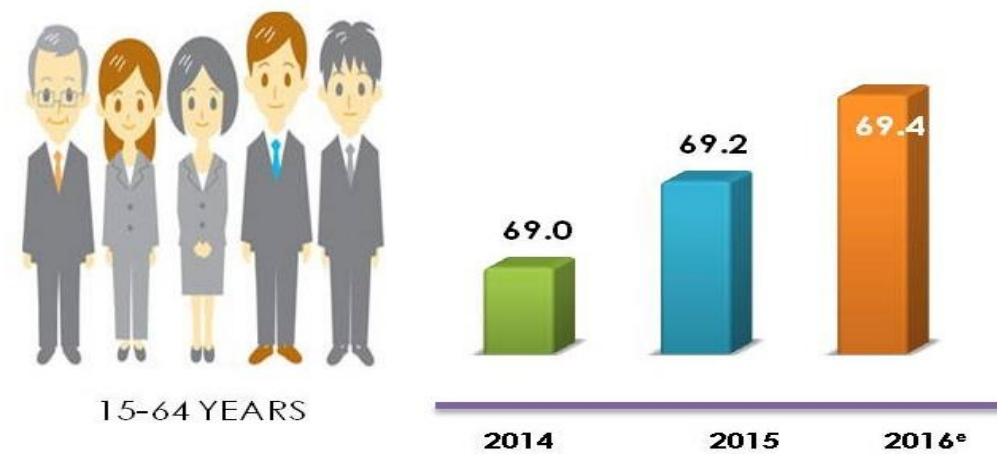


10th Meeting of the Standing Committee for Economic and Commercial Cooperation of the Organization of the Islamic Cooperation (COMCEC) Poverty Alleviation Working Group PAWG), 5th October 2017 Ankara, Turkey

About Malaysia



POPULATION COMPOSITION BY AGE GROUP AND MEDIAN AGE, MALAYSIA, 2014-2016



MEDIAN AGE at 2016^e:

28.0 years

increased from **2014: 27.3** years and
2015: 27.6 years

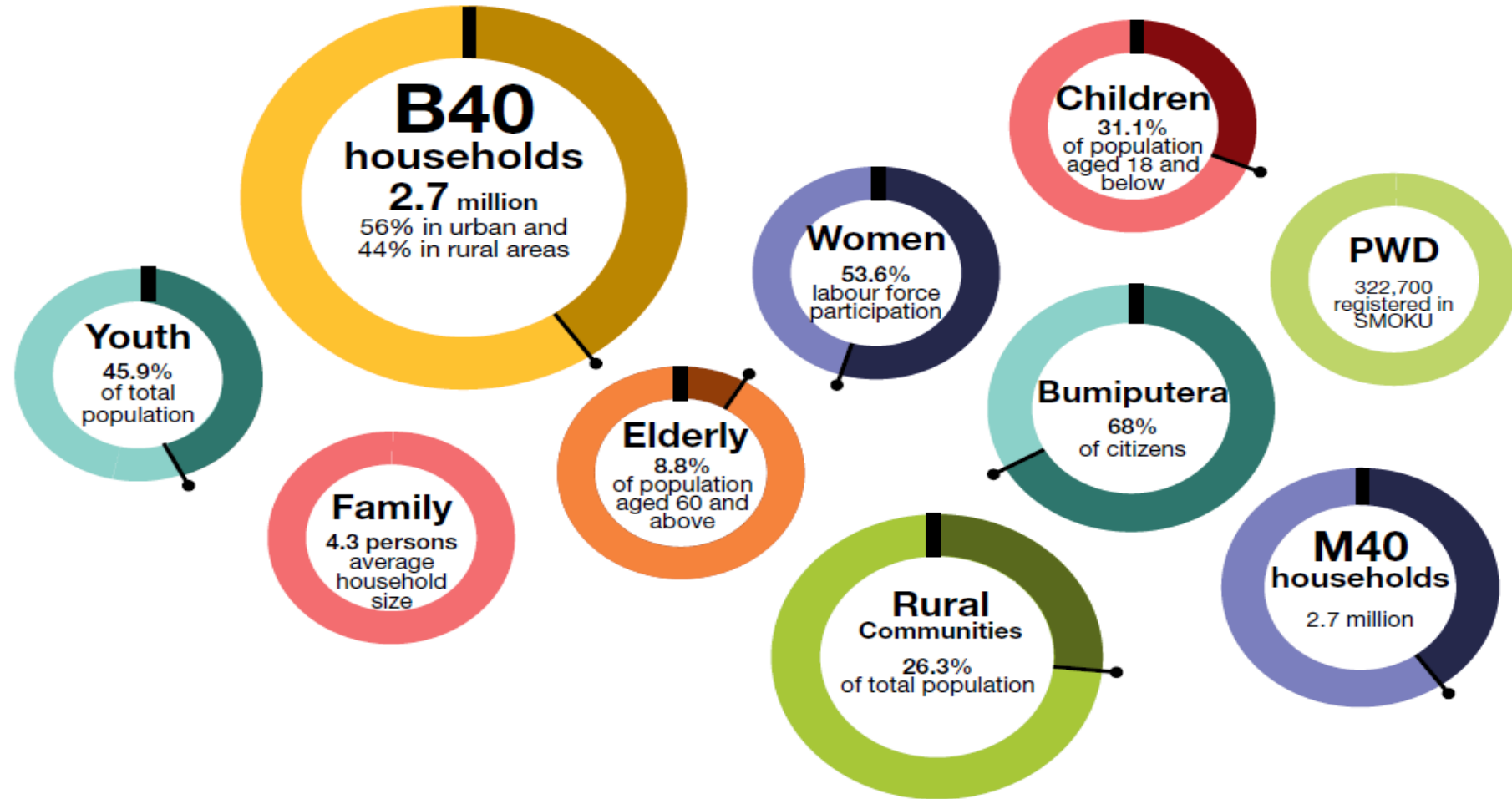
Source: Department of Statistics Malaysia (DOS)



The Eleventh Malaysia Plan

Exhibit 3-5

Target segments for Eleventh Plan
(Estimates as of 2014)



10th Meeting of the Standing Committee for Economic and Commercial Cooperation of the Organization of the Islamic Cooperation (COMCEC) Poverty Alleviation Working Group (PAWG)
5th October 2017 Ankara, Turkey

EDUCATION in Malaysia

- **Unique**
- Reflection of Malaysia's **colourful** history
- Fulfills the needs of a plural society
- **Governed by the National Education Philosophy** – produce citizens who are:
 - ✓ **united**
 - ✓ **progressive**
 - ✓ **disciplined**
 - ✓ **knowledgeable**
 - ✓ **talented**



QUICK FACTS



Preschools



Primary



Secondary

No. of
Schools

6092

Enrolment

201,249

No. of
Teachers

9083

7776

2,673,962

239,353




2411

2,099,032

183,152

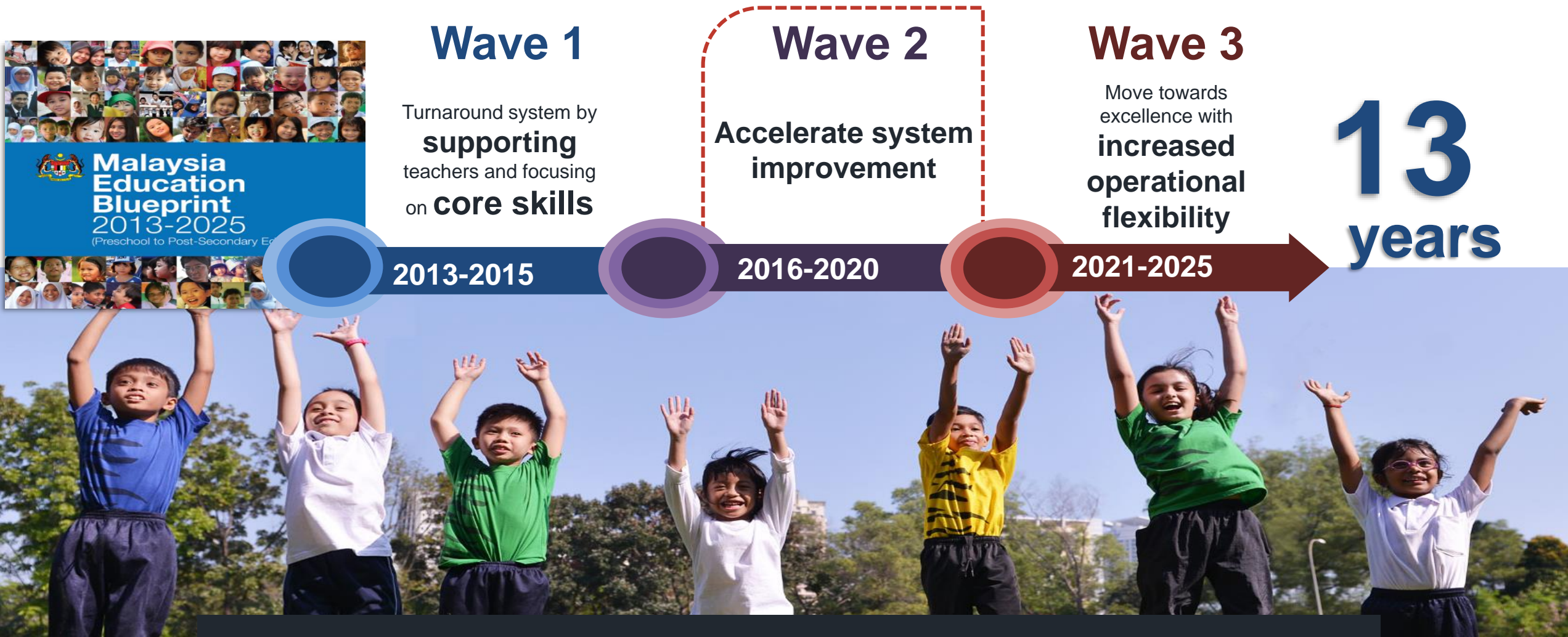


QUICK FACTS

	STUDENTS		TEACHERS	
	MALE	FEMALE	MALE	FEMALE
 Preschools	101,355	99,894	1,0707	8,171
 Primary	1,371,644	1,302,318	71,349	168,004
 Secondary	1,042,207	1,056,826	54,454	128,698
TOTAL	2,413,851	2,359,144	125,803	296,702



Given the need to build the system's capacity and capability successively, the Ministry has sequenced the transformation to occur in **three waves**



Malaysia Development Plan and the Global Agenda

Development of MEB
referenced closely
with MDGs and EFA

MEB
2013-2025

Aligned

SDG4

To review the Blueprint now
with the SDG4 lens

1

Access

2

Quality

3

Equity

4

Unity

5

Efficiency

"Malaysian children have equal access to all levels of education from pre-school through secondary"

"Malaysian children receive a high quality of education that is of international standard"

"Every Malaysian child will have equal opportunities for educational success irrespective of socio-economic or demographics"

"All Malaysian schools will foster inclusiveness, diversity, national identity, shared values and shared aspirations"

The will pay heed to efficient and effective deployment of public resources so as to maximise student outcomes within the given budget.

- Universal enrolment for all boys and girls from **pre-school to upper secondary**¹

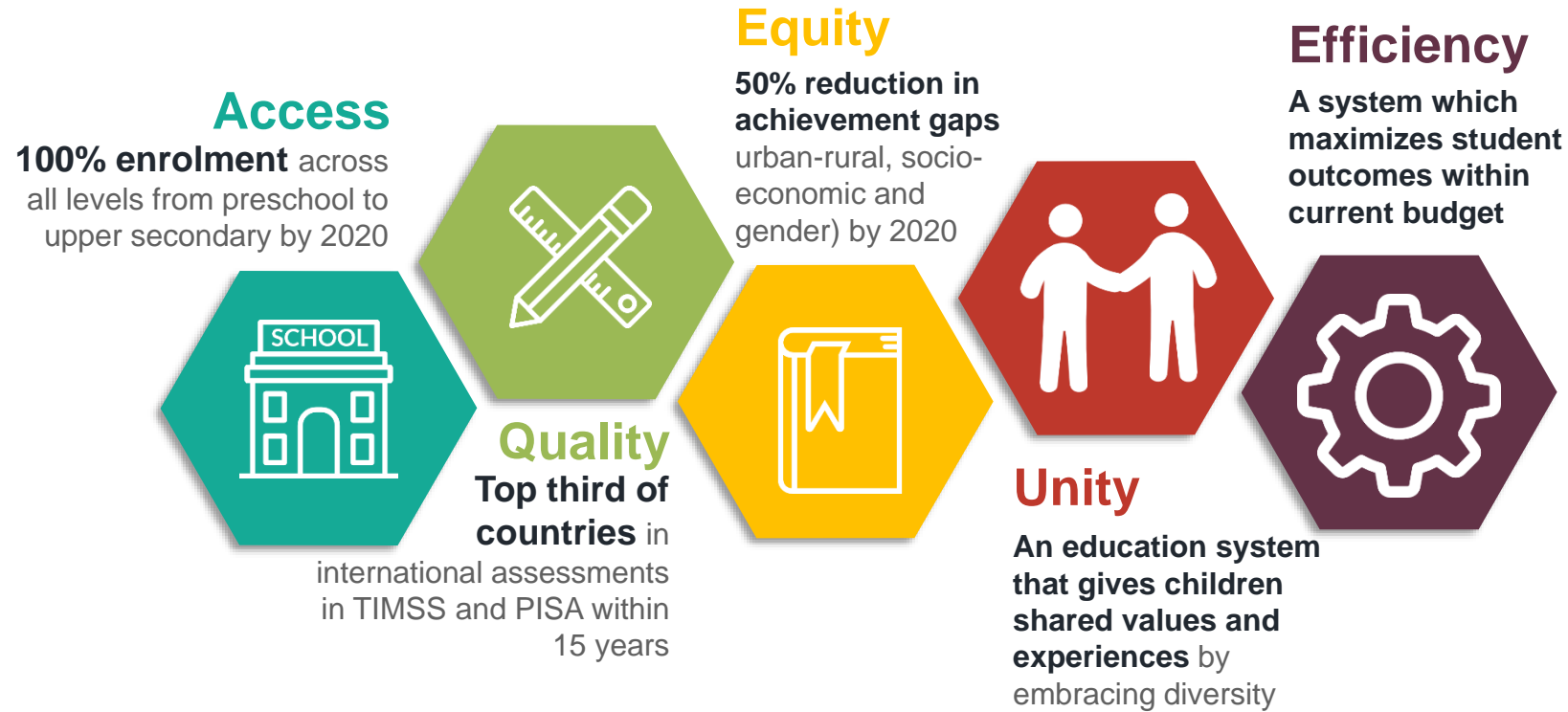
- **Ranking in top quartile** of nations participating in international assessments (TIMSS and PISA) and **above OECD average**

- 50% reduction in **socio-economic** gaps in student performance
- Elimination of **gender gap** across the system

- All schools in Malaysia have a **diverse mix** of students and teachers of different ethnicities and religions

- **A system which maximizes student outcomes** within current budget

By 2025, our education system will deliver on five system aspirations



By 2025, every child in Malaysia will have six key attributes to meet the needs of the 21st century



... aligned with the National Education Philosophy



Disadvantaged/Marginalised Children in Malaysia



1

The Orang Asli and Penan Children of Indigenous Communities

2

The Undocumented Children/Street Children

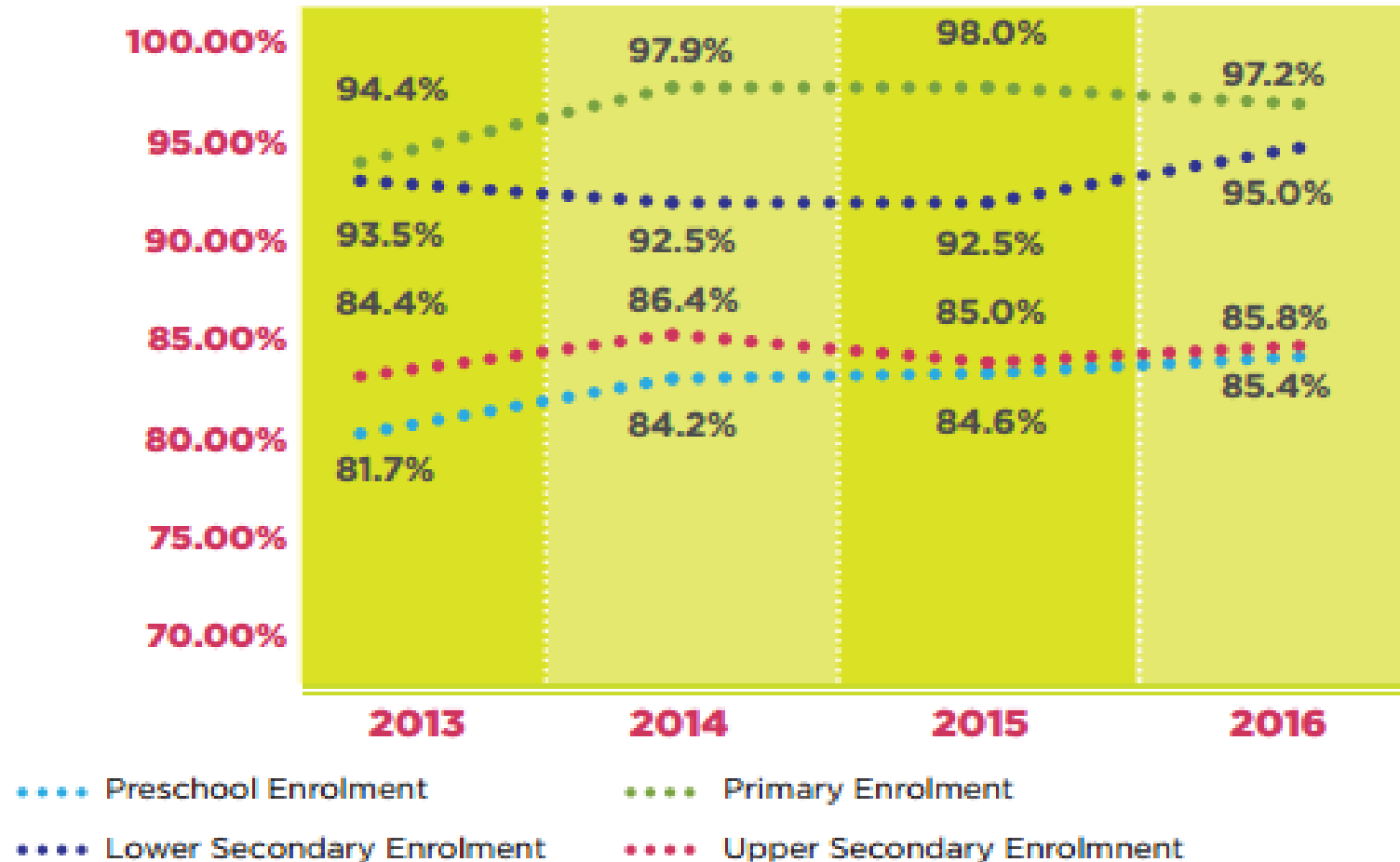
3

Children from Hard to Reach Communities (inclusive of Children of Poor Families in Rural, Urban and Sub-Urban Districts)

4

Children with Disabilities

Malaysia Development Plan and the Global Agenda



Source: Education Planning and Research Division (BPPDP)

POOR STUDENTS

1. Poor Students' Trust Fund (KWAMP)
2. Supplementary Food Programme
3. 1Malaysia Milk Programme
4. Uniform Aid for Uniformed Team

SCHOLARSHIPS AND ALLOWANCE

5. Federal Scholarship (inclusive of Form 6)
6. University Preparatory Scholarship
7. Sports Scholarship
8. Pre- University Allowance
9. Allowance For Students With Special Needs

SPECIAL PROGRAMMES

10. Special Project For Fully Residential School
11. Safety Jackets
12. Adult Class for Indegeneous People

GENERAL

13. Preschool Percapita Grant
14. Meals For Preschool
15. Percapita Grant
16. School Fees
17. School Co-curriculum (Extra Curricular)
18. Meals For Residents In Hostel
19. Transportation For Residents In Hostel
20. School Sports Activities
21. Preschool Co-curriculum (Extra Curricular)
22. Co-curriculum (Extra Curricular) for Residents In Hostel
23. Additional School Fees Aid
24. 1M Debit Card Aid (Form 6/Undergraduate/Post Graduate) – one off
25. 1M RM100 Schooling Aid – one off

INCREASING ACCESS TO EDUCATION

2015 HIGHLIGHTS & ACHIEVEMENTS

INCREASE IN POST LOWER SECONDARY TVET ENROLMENT

2013
4.6%

2015
5.3%



PRESCHOOL ENROLMENT RATE

2014 2015

5+ YEARS OLD 91.9% 91.9%

4+ YEARS OLD 76.6% 77.2%

NUMBER OF PRESCHOOL CLASSES

47,994
PRESCHOOL



PUBLIC PRESCHOOL : 46%

PRIVATE PRESCHOOL : 54%

860 PRESCHOOL CHILDREN WITH
SPECIAL NEEDS ENROLLED IN

197 PRESCHOOL
CLASSES



85

schools including K9 schools for
Orang Asli offering Pendidikan Asas

Vokasional to **5,312** students in 2015

15

Pendidikan Vokasional Menengah
Atas piloted in secondary schools
with an enrolment of **343** student



818

athletes from Sports Schools
participated in **128** international events

140

under-privileged children enrolled
in Sekolah Bimbingan Jalinan Kasih



11

designated Form **6** Centres

IMPROVING QUALITY IN EDUCATION

2015 HIGHLIGHTS & ACHIEVEMENTS

HIGHER ORDER THINKING SKILLS

61.8%

of teaching aspects incorporated HOTS elements in activities such as group work, classroom games, presentations and classroom questioning.

63.2%

of student learning aspects include HOTS elements in answering questions, and students' assignment.

PRIVATE AND PUBLIC PARTNERSHIP

Public-private partnership in education covers three work streams

ONE-OFF PROGRAMME **36** contributions companies

TRUST SCHOOL PROGRAMME

2015
62

10 schools were selected for the programme since 2011

SCHOOL ADOPTION PROGRAMME

483 schools in 2014 **539** schools in 2015 





LINUS LINUS ACHIEVEMENT IN 2015

	BM	ENGLISH	NUMERACY
YEAR 1	81.8%	74.4%	91.4%
YEAR 2	92.0%	83.5%	95.2%
YEAR 3	98.7%	94.1%	99.1%



Performance review of school leaders and teachers using the Unified Instrument



SCHOOL LEADER QUALITY

EXCELLENT	80%
HIGH	17.7%
MEDIUM	2.2%
LOW	0.1%

PARENTS AND COMMUNITY INVOLVEMENT

Parents attendance rate to 8 main school activities (Attendance target : 85%)



REGISTRATION DAY	92%
REPORT CARD DAY	80.8%
PERFORMANCE TARGET SETTING DAY	78.7%
PRIZE GIVING DAY	75.5%
SPORTS DAY	64.3%
ANNUAL PARENT TEACHER ASSOCIATIONS MEETINGS	56.5%

Access and Quality - Non-Citizen Children

MoE Malaysia's guidelines

(to facilitate the setting up of educational centres)

Community Learning Centres (CLC) by plantation owners in Sabah & Sarawak for plantation workers' legal children aged between 7 – 12 years.

- UNHCR with six partner NGOs, 26 operational partners & the refugee communities – run 124 CLCs.



Alternative Learning Centres – non-citizen children – unable to access formal education in Government institutions (rural and urban)

- **HUMANA** (Humana Child Aid Society) – children of Indonesian plantation workers in Sabah. 2016 – 137 HUMANA Learning Centres – 10,436 children.
- **UNICEF with local NGO – HALUAN** (Organisation of Graduates of Educational Institutions, Malaysia) provide education for children – lack of legal status.

THANK
YOU!



11 Shifts which need to occur to deliver the step change in outcomes envisioned by all Malaysians



ENSURING EQUITY IN EDUCATION

2015 HIGHLIGHTS & ACHIEVEMENTS

DISTRICT TRANSFORMATION PROGRAMME

Urban-rural achievement gap narrowed by

UPSR 23.5%
SPM 9.1%



SPECIAL EDUCATION

23.2%

16,899

students with special education
needs were in inclusive education



ORANG ASLI STUDENTS

40,676

Orang Asli students
from preschool
to Form 6
in schools



Over the 2013-2015 period
attendance rate
in Orang Asli schools
improved from

78.8%
(2013)

TO

79.1%
(2015)



PROMOTING UNITY THROUGH EDUCATION

2015 HIGHLIGHTS & ACHIEVEMENTS

SCHOOLS NATIONWIDE IMPLEMENTING

RIMUP

ACTIVITIES IN

2015

1,641



INSTILLING UNITY THROUGH CURRICULAR AND CO-CURRICULAR ACTIVITIES:

- Academic
- Arts & Culture
- Community Service
- Patriotism
- Sports & Games



A HANDBOOK –

Strengthening Unity through Islamic Education and Moral Education in Curriculum

...was developed to be used in schools nationwide



5

year Roadmap
for Unity in Education
is currently being
developed



ENHANCING EFFICIENCY

2015 HIGHLIGHTS & ACHIEVEMENTS

6,366

UPGRADING
AND

5,008

REPAIR PROJECTS
COMPLETED IN SCHOOLS



INFRASTRUCTURE

329

key leadership positions in the Ministry,
JPN and PPD profiled

MINISTRY RESTRUCTURING
2013-2015

72

profiled JPN and PPD leaders
underwent
Supervised Project
Development Programme
(SPDP)

155

profiled JPN and PPD leaders
went through
Accelerated Leadership
Development (ALD)
Programme

98

officers at the Ministry level profiled and
will be developed through the
Visionary Leadership Development (VLD)
programme

THANK
YOU!

