





'IMPROVING AGRICULTURAL MARKET PERFORMANCE: DEVELOPING AGRICULTURAL MARKET INFORMATION SYSTEMS' TURKEY CASE

11TH MEETING OF THE COMCEC AGRICULTURE WORKING GROUP
Feb 22, 2018



CONTENT



-  **Price Monitoring System For Agricultural Products (TÜFİS)**
-  **Turkish Grain Board (TMO) and Cereal Markets**
-  **Agriculture Market Information System (AMIS)**
-  **The Union of Chambers and Commodity Exchanges of Turkey's (TOBB) Case**



PART 1

PRICE MONITORING SYSTEM

FOR AGRICULTURAL PRODUCTS

(TÜFİS)

MINISTRY OF FOOD, AGRICULTURE
AND LIVESTOCK

REPUBLIC OF TURKEY

TÜFİS

AGRICULTURAL INFORMATION SYSTEM

PRICE MONITORING

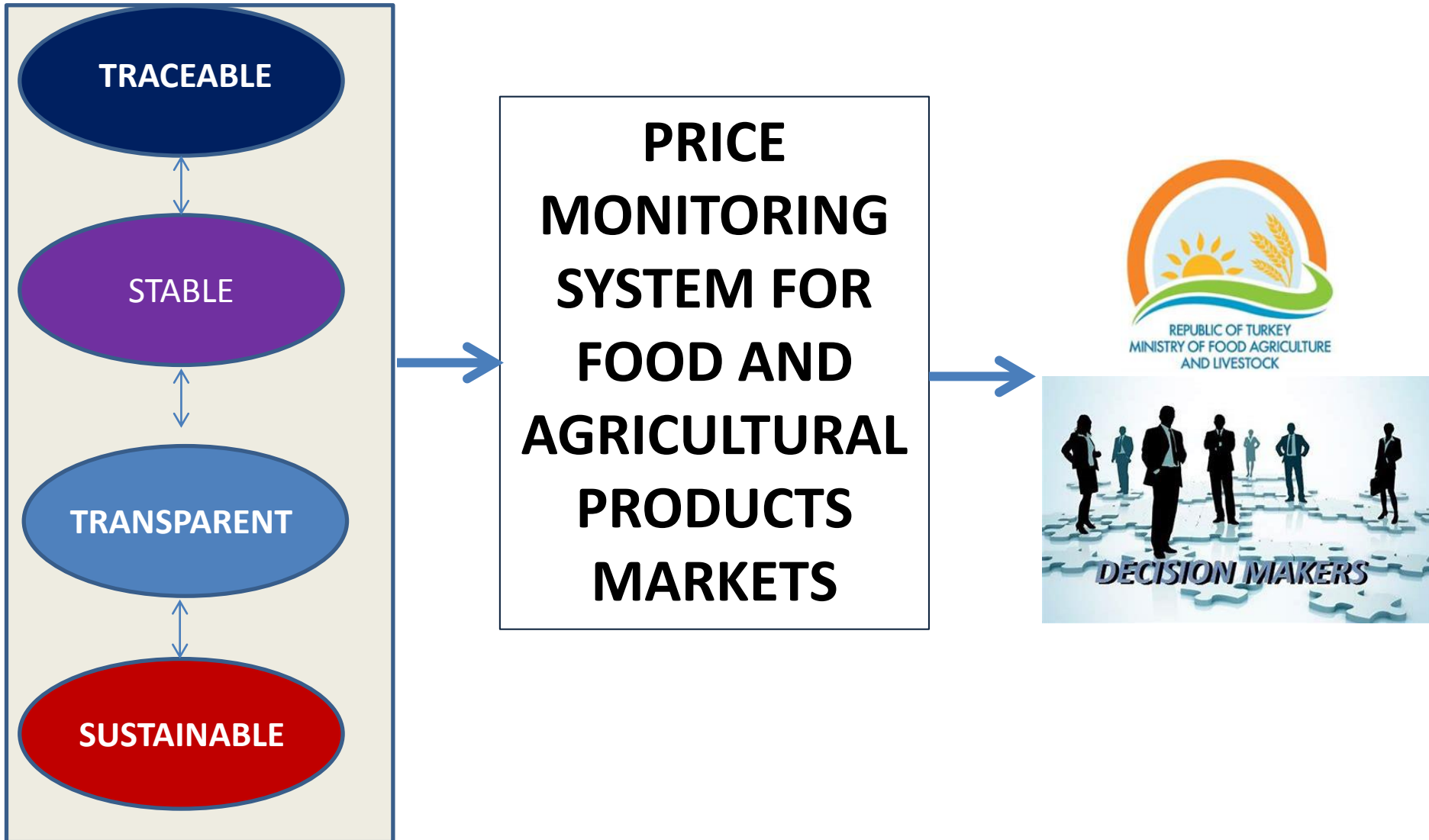
GENERAL COORDINATION
AND MONITORING

GENERAL DIRECTORATE OF
AGRICULTURAL REFORM



**PRICE MONITORING SYSTEM FOR AGRICULTURAL PRODUCTS
(TÜFİS)**

TÜFİS' OBJECTIVE





81
PROVINCIAL
/DISTRICT
DIRECTORATE

GENERAL
DIRECTORATE
OF LIVESTOCK

TURKISH
MEAT AND
MILK
BOARD

DATA
ENTRIES

A.101

GENERAL
DIRECTORATE
OF PLANT
PRODUCTION

GENERAL
DIRECTORATE
OF FOOD
AND
CONTROL

OTHER
MARKETS

TURKISH
GRAIN
BOARD



TÜFİS

100.000



Data entries on daily basis

tufis.tarsey.gov.tr

tufis.tarsey.gov.tr/Tufis/Dashboard/Start#Tufis/Institution/SelectedProductPriceEdit

MODÜLLER

Genel Duyurular

ANAY SAYFA

Tarım Ürünleri Fiyat İzleme

TUFİS

Sistem Yönetimi

YONETİM

AYŞEGÜL GÖK

Profilim

Çıkış

GÖSTERGELER

TUFİS Duyurular

Raporlamalar

TUFİS

Market Fiyat İzleme

Tanımlamalar

Hal Fiyat İzleme

Aracı Fiyat İzleme

Pazar Fiyat İzleme

Üretici Fiyat İzleme

Hayvansal Ürünlerde Maliyet ve Satış Fiyatları

ESK Fiyatları

Yem Bitkileri Fiyatları

Kesif Yem Fiyatları

2018 © Gıda Tarım ve Hayvancılık Bakanlığı - v2.3.277

Borsa Fiyatları Veri Girişi

ZORUNLU ALANLAR*

Ülke Türkiye

İl * İl Seçiniz

İlçe * İlçe Seçiniz

Geldiği Birim Ticaret Borsası

Kayıt Tarihi * 16.02.2018

ÜRÜN GRUPLARINI LİSTELE

İSTEĞE BAĞLI ALANLAR

Ürün Grubu Ürün Grubu Seçiniz

Ürün Ürün Seçiniz

Data Input Screen for Decision-Makers of The Ministry

TÜFİS-PRICE MONITORING

PULSES



FRESH FRUIT AND VEGETABLES



ANIMAL PRODUCTS



CONCENTRATE FEED



CERTAIN PRODUCTS

TÜFİS-MONITORING



~ 70

(Total Number of Agricultural Products)

29

**Producer
and
Mediators**

14

**Wholesale Market
Hall
and Bazaars**

25

Markets



PART 2

TURKISH GRAIN BOARD (TMO)

AND GRAIN MARKETS

MINISTRY OF FOOD, AGRICULTURE
AND LIVESTOCK

REPUBLIC OF TURKEY



About TMO

- Founded in 1938 as an institution running on state capital
- Has administrative, financial and decision-making autonomy
- Related institution of The Ministry of Food Agriculture and Livestock

Duties

- To regulate cereal markets
- To produce morphine and its derivatives from opium poppy required by pharmaceutical industry.
- To keep extraordinary cereal stocks that can be used in the state of emergency.
- To carry out the duties for other agricultural products given by the related Cabinet Decree (hazelnut, raisin)



WHEN DOES TMO TAKE PART IN THE MARKET?

In the event of;


- The drop of producer prices below the level at which the sustainability of production is ensured
- Enormous price increase to the detriment of the consumer
- Fluctuation in the market due to speculations
- The influence of fluctuations in the world market on domestic market
- Intervention to the supply deficit in the market





INDICATORS TO DETERMINE THE POLICIES

- Domestic and foreign market prices
- Product costs
- Output
- Sustainability of production
- Producer Price Index (PPI) - Consumer Price Index (CPI)
- Food price inflation
- Carryover stock
- Import and export quantities
- Public expectations





TMO OPERATIONS IN THE CURRENT SEASON

Procurement from the farmers

- **2 million** tonnes wheat, **205.000** tonnes corn, **137.000** tonnes hazelnut, **4.700** tonnes raisin

Sales


- **880.000** tonnes wheat, **150.000** tonnes barley, **335.000** tonnes corn ve **12.000** tonnes paddy

Import

- **1 million** tonnes cereals

Stock management

- Almost **2 million** stocks





TURKISH GRAIN BOARD

DAILY MARKET AND COMMODITY EXCHANGE PRICES BULLETIN

16 February 2018

DOMESTIC PRICES (TL/TON)	16.02.2018			14.02.2018			Last Year	% Change
	Volume (ton)	TL/ton	\$/ton	Volume (ton)	TL/ton	\$/ton	TL/ton	
DURUM WHEAT								
Market Price*	2.328	1.087	282	2.179	1.066	280	1.018	6
Commodity Exchange Prices								
Konya	39	1.081	288	15	1.088	286	-	-
Çorum	-	-	-	-	-	-	-	-
ANATOLIAN HARD RED WHEAT								
Market Price*	7.129	1.018	289	7.205	1.018	288	888	6
Commodity Exchange Prices								
Konya	177	1.020	270	69	1.073	282	1.163	-12
Polatlı	-	-	-	32	1.143	301	1.106	-
Eskişehir	32	868	264	-	-	-	810	6
Edime	-	-	-	5	861	260	834	-
OTHER WHITE WHEAT								
Market Price*	2.092	880	248	2.051	828	244	884	6
Commodity Exchange Prices								
Konya	6	1.042	278	-	-	-	813	14
Eskişehir	15	818	243	29	870	266	890	-
OTHER RED WHEAT								
Market Price*	4.873	882	247	4.999	832	246	883	4
Commodity Exchange Prices								
Edime	-	-	-	-	-	-	-	-
Polatlı	-	-	-	-	-	-	-	-
FEED WHEAT								
Market Price*	492	807	-	501	806	238	-	-
BARLEY								
Market Price*	3.507	826	246	3.790	823	243	870	8
Commodity Exchange Prices								
Konya	-	-	-	-	-	-	786	-
Polatlı	-	-	-	11	913	240	-	-
Çorum	8	860	226	8	880	228	-	-
Eskişehir	17	868	227	125	868	228	888	-1
CORN								
Market Price*	10.105	828	219	10.256	824	217	770	7
Commodity Exchange Price								
Adana	2.400	848	224	132	848	222	-	-
OAT								
Eskişehir	6	871	230	4	880	231	-	-
Konya	-	-	-	-	-	-	-	-
Polatlı	-	-	-	-	-	-	-	-
SOYBEAN								
Gaziantep	-	-	-	-	-	-	-	-
Adana	-	-	-	-	-	-	1.486	-
BRANS								
Wheat Bran (Adana)	-	-	-	389	728	182	716	-
Corn Bran (Adana)	-	-	-	-	-	-	-	-
RED LENTIL								
Gaziantep (Whole)	9	2.000	629	-	-	-	-	-
Mersin	-	-	-	-	-	-	-	-
RICE (TL/TON)								
Osmançik (Wholesale)	-	4.000	-	-	3.867	-	3.284	18
Baldı (Wholesale)	-	4.886	-	-	4.884	-	4.188	18

*Market Price; col
The data in our data
on this date.



DAILY MARKET AND COMMODITY EXCHANGE PRICES BULLETIN

www.tmo.gov.tr



1


/ 1





PART 3

THE AGRICULTURAL MARKET INFORMATION SYSTEM (AMIS)



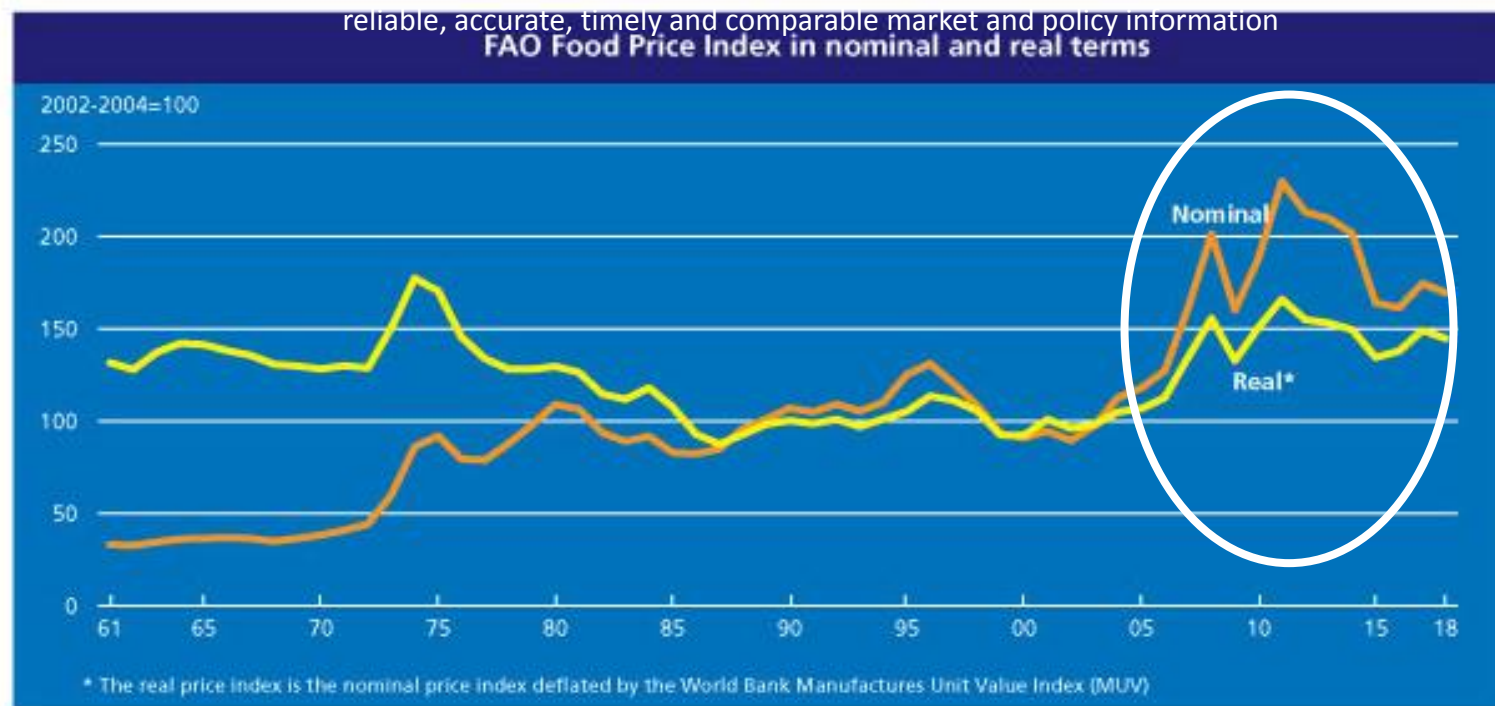
Agriculture Market Information System(AMIS)

The Agricultural Market Information System (AMIS) is an inter-agency platform to **enhance food market transparency and policy response for food security.**



Agriculture Market Information System (AMIS)

It was launched in 2011 by the G20 Ministers of Agriculture following the global food price hikes in 2007/08 and 2010.



Agriculture Market Information System (AMIS)

Focus of AMIS is on **four grains that are particularly important** in international food markets.

Wheat



Maize



Rice



Soybeans

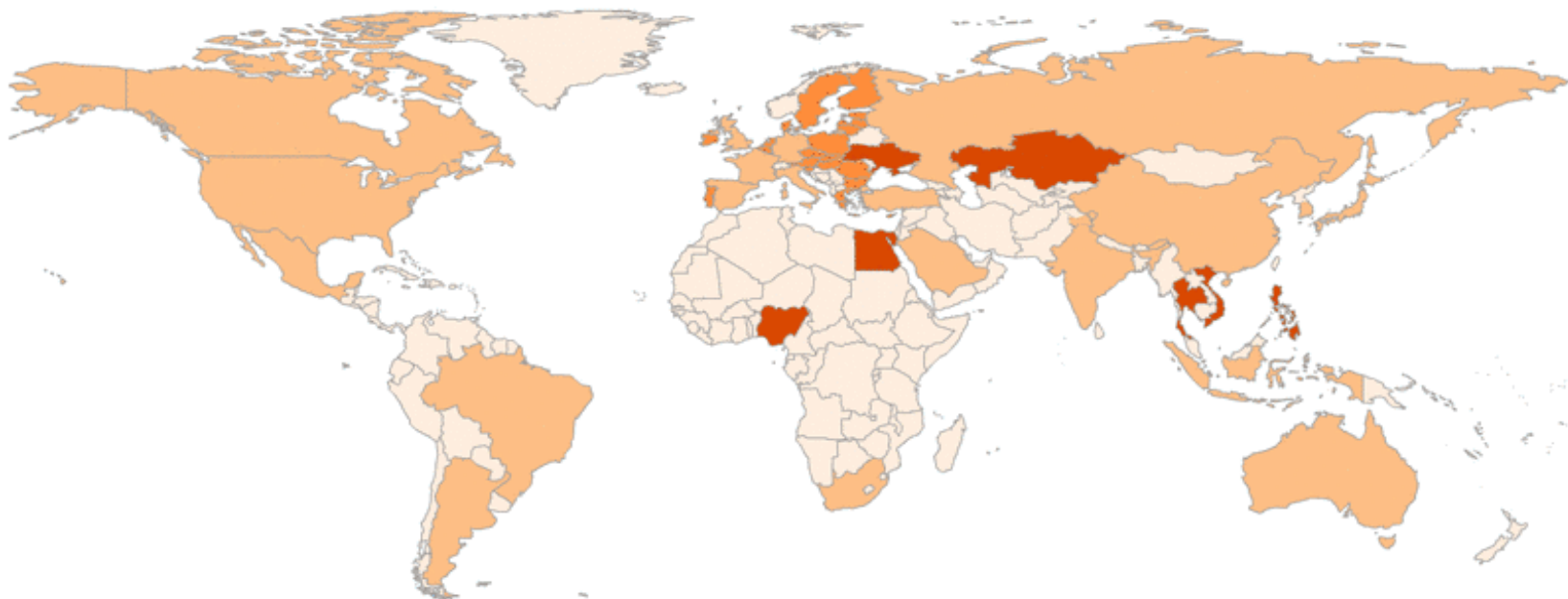


Global production, utilization, stocks&trade of those commodities come to the forefront in work Schedule of AMIS.

AMIS is a platform brings together 28 countries.

Agriculture Market Information System (AMIS)

AMIS Participating Countries



G20 Members & Spain Other EU Members* Invited Countries

* Not participating in AMIS as individual countries, but collectively represented by the European Union

AGRICULTURAL DATA PROCESSING



**GENERAL
DIRECTORATE OF
AGRICULTURAL
RESEARCH**

**GENERAL
DIRECTORATE OF
AGRICULTURAL
REFORM**



**TURKSTAT-
TURKISH
STATISTICAL
INSTITUTE**

www.turkstat.gov.tr




**INTERNATIONAL
INSTITUTIONS
AMIS...**



BALANCE TABLES FOR 4 PRODUCTS

Production, production losses, quantity supplied, stocks (starting and closing), consumptions (human, seed, industrial, feeding), export and import, and annual estimations



The Union of Chambers and Commodity Exchanges of Turkey (TOBB)

PART 4

IMPROVING AGRICULTURAL MARKET PERFORMANCE

TOBB

- The Union of Chambers and Commodity Exchanges of Turkey (TOBB) is the highest legal entity in Turkey representing the private sector.
- Similar to the patterns of guilds and syndicates, which traditionally organized and represented tradesmen and producers throughout the Turkish history, TOBB, too, adopted a representative role in a democratic and modern society.
- Today, TOBB has 365 members in the form of local chambers of commerce, industry, commerce and industry, maritime commerce and 113 Commodity Exchanges which are located in 58 City and 55 district

The first commodity exchange in the world was in this land: Kütahya Aizonai



Operation Of Commodity Exchange



PRODUCT



EXCHANGE



WEIGHER



LABORATORY



SALES HALL



REGISTRATION

Products



Exchanges are able to monitor daily prices

Ticaret Borsaları Bilgi Sistemi

Ana Sayfa

Fiyat Bilgileri

Borsalar

Ürünler

İletişim

Borsa Giriş

English

Ürünlere Göre Günlük Fiyatlar

HUBUBAT - BUĞDAY DIĞER KIRMIZI (1.DERECE) - KG

Borsalardaki diğer ürün fiyatlarını görmek için Borsanın adı üzerine tıklayınız.

Borsa Adı	Son İşlem Tarihi	En Az (TL)	En Çok (TL)	Ortalama (TL)	İşlem Miktarı (KG)	İşlem Adeti	İşlem Tutarı (TL)
ANKARA TİCARET BORSASI	09.02.2018 17:58	1.000 ▼	1.000 ▼	1.000 ▼	26,000 ▼	1 ▼	26,000.00 ▼
BANDIRMA TİCARET BORSASI	12.02.2018 10:24	0.890 ▼	0.904 ▲	0.893 ▼	39,500 ▲	3 ▲	35,278.00 ▲
EDİRNE TİCARET BORSASI	12.02.2018 16:16	0.951 ▼	0.951 ▼	0.951 ▼	28,000 ▲	1 ▼	26,628.00 ▲
SUNGURLU TİCARET BORSASI	06.02.2018 10:05	0.955 ▼	0.973 ▼	0.963 ▼	17,500 ▲	4 ▲	16,854.00 ▲
UZUNKOPRU TİCARET BORSASI	14.02.2018 10:25	0.902 ▼	1.012 ►	0.992 ▼	28,000 ▼	6 ►	27,776.00 ▼

Ayrıntılı tablo için tıklayınız

Fiyat bilgileri Borsalar tarafından girilmektedir. Sitede yer alan bilgiler kaynak gösterilerek kullanılabilir.

TOBB - Türkiye Odalar ve Borsalar Birliği | Bilgi Hizmetleri Dairesi

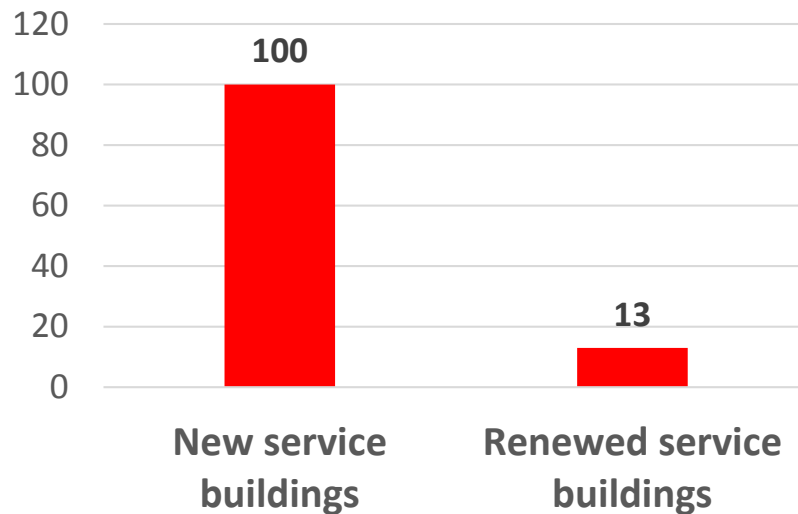
Dumlupınar Bulvarı No:252 (Eskişehir Yolu 9.Km) 06530 / ANKARA Tel:+90(312) 218 20 00 (PBX) Faks: 219 40 90-93

www.tobb.org.tr | bem@tobb.org.tr | © 2015 Her hakkı saklıdır.

borsa.tobb.org.tr

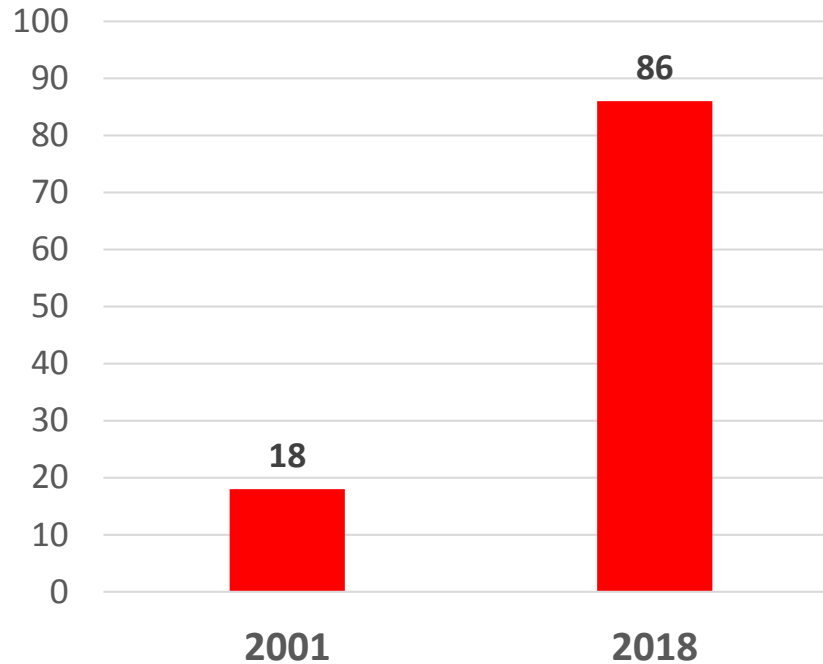
We have renewed the physical capacity of our exchanges

- Service Buildings of Commodity Exchanges
 - After 2001;



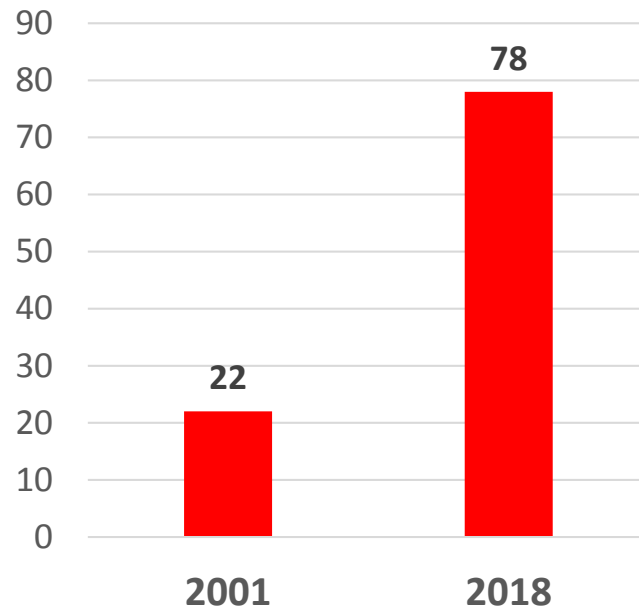
Fast and effective product analysis

■ Laboratory



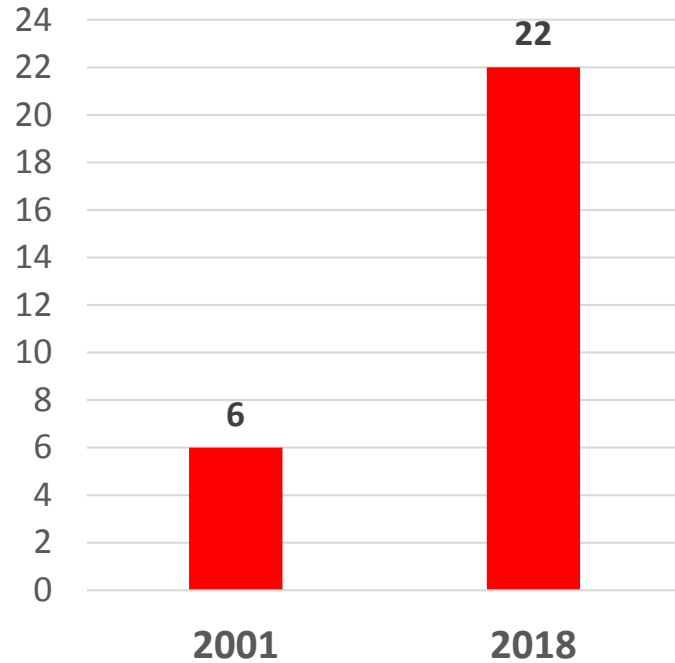
We formulate trusted prices in our sales halls

■ Sales Halls



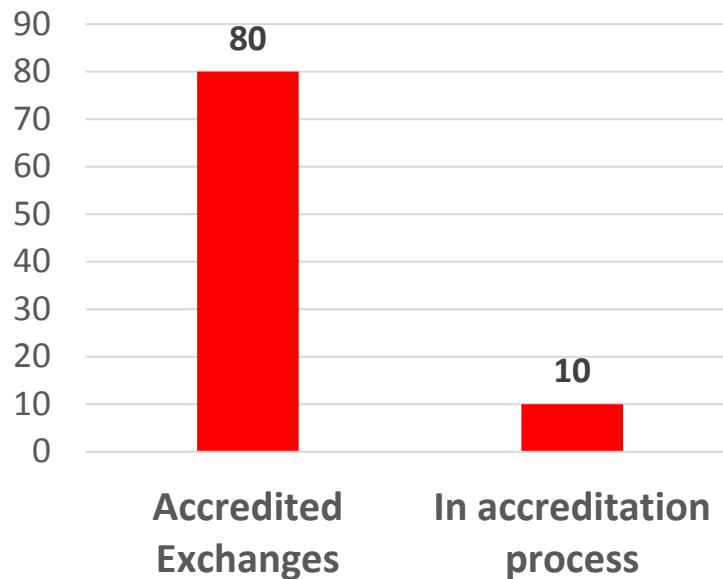
Modern livestock exchanges

■ Livestock Exchanges



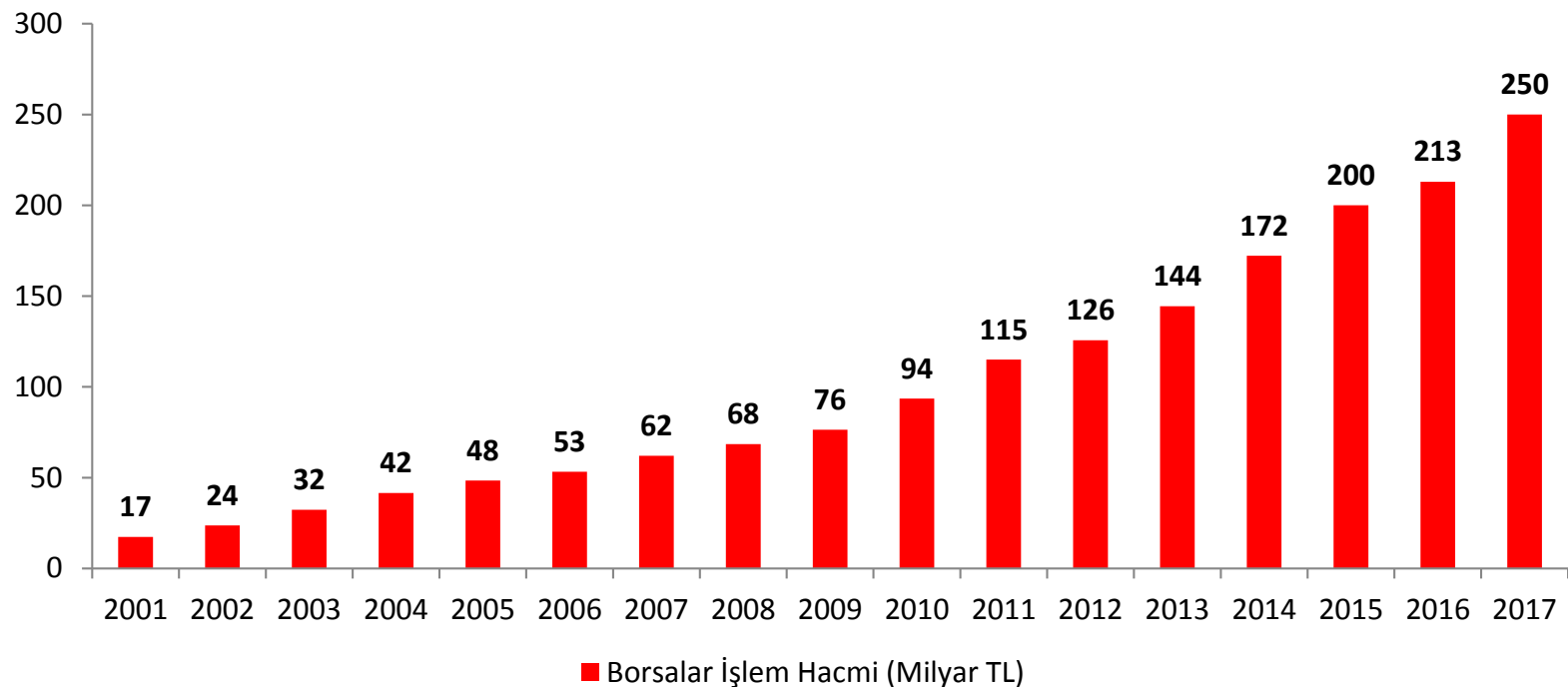
We've increased service capacity of our exchanges

- Accreditation



Transaction volume has increased 14 times over since 2001

- Quality and trust to commodities improve volume of trade



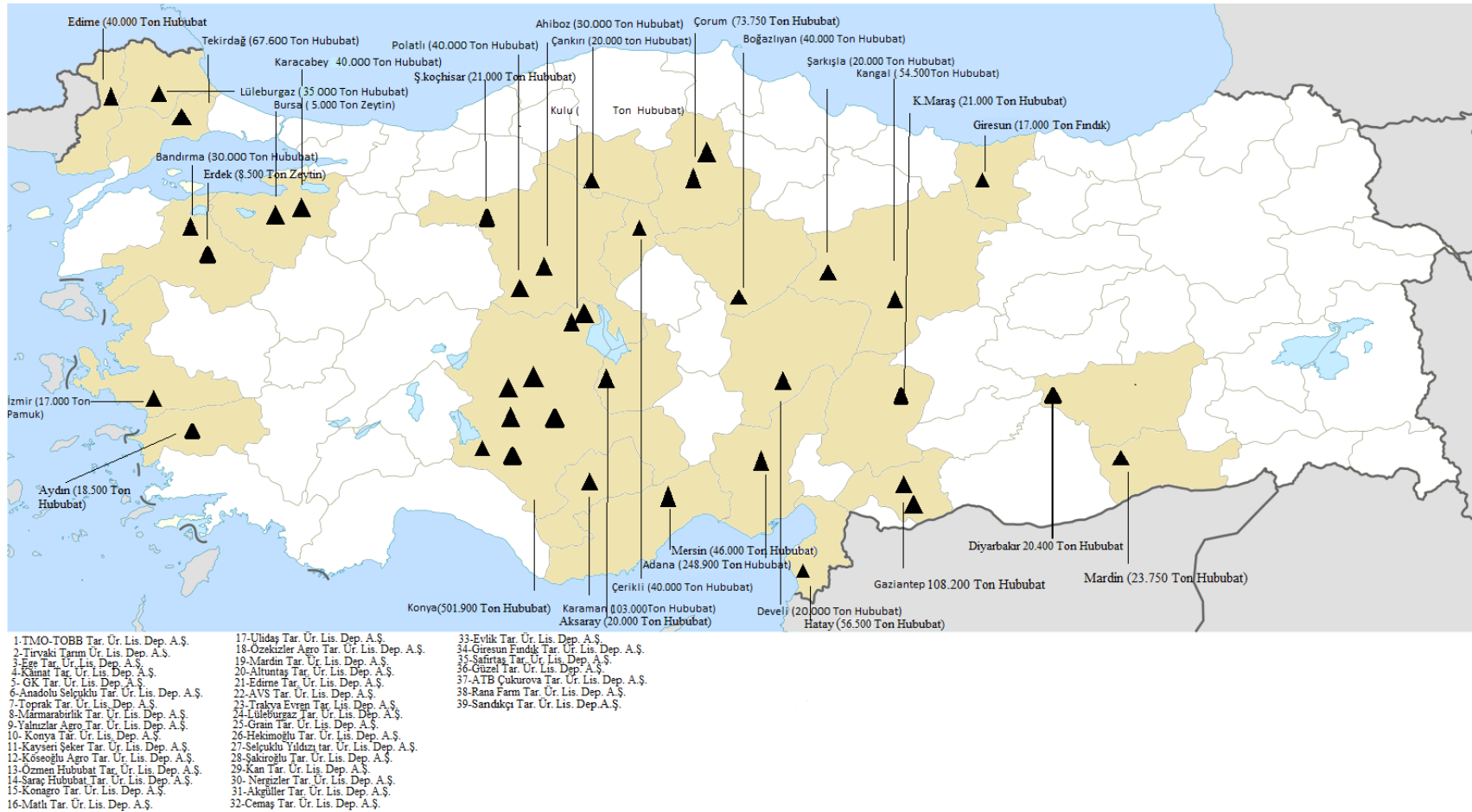
Licensed warehousing keeps our agricultural goods safe

■ Licensed warehouses

→ Licensed Warehouses constructed by TOBB and Commodity Exchanges: **10**



Licensed warehousing locations in Turkey



Product Specialized Exchanges

Products are analysed by authorized classification laboratories



Products are stored in licensed warehouses



Products are converted into electronic products receipts (ELÜS)



ELÜS can be used as bonds for credit



ELÜS is traded at the product specialized exchange



Improvment Of Agricultural Market Information Systems

- Scale, Laboratory, Sales Hall, Electronic Integration and Simultaenous Operation Achieved.
- Sales Hall, Licensed Warehousing And Electronic Platform Integration Achieved.
- Thanks To This Infrastructure, Tracking Of Ongoing Transactions In Exchanges Made Possible.
- Members Are Able To Make Transactions On Any Online Medium With The New System.

TOBB Digital Transformation

TOBB Commodity Exchanges Information System

Members receive notifications, analysis results and product prices via mobile app.



Analiz Değerleri

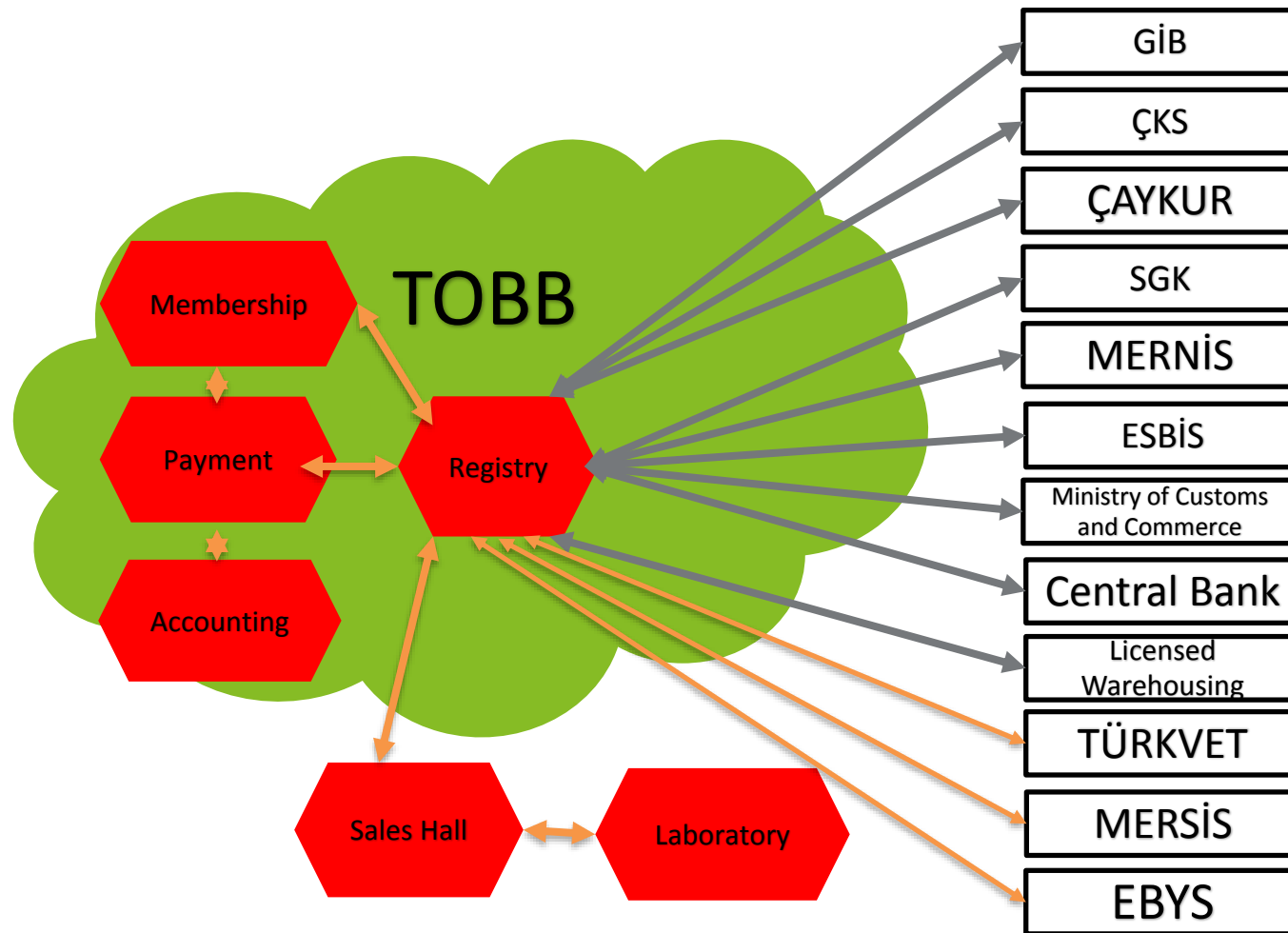
KARIŞIK BEYAZ BUĞDAY
ÖZKENT
0.7450 TL 10000 Kg 02.03.2013

MEVLUT POLAT
42 AND 42
Makbuz No : 2862

✓ Satıldı

Protein	13,00	Diğ.Has.Ta...	
Süne	1,70	Kalite Top.	
Hektolitire	80,50	Diğer Hub.	1,00
Rutubet	11,40	Embr. Karar	0,00
Dönmeli Da...	0	Top. Has....	
Kırık Dane	5,70	6mm	0,00
Sürme	0,00	7mm	0,00
Top. Yab. M...	0,70	8mm	0,00
Diğ. Nev. Ç...	12,20	9mm	0
Yumuşak dane			

Integration Will Be Achieved With The Completion Of The System





THANK YOU FOR YOUR ATTENTION

burcak.yuksel@tarim.gov.tr,
muhibbet.uludogan@tobb.org.tr

Contact Persons:

Dr. Burçak YÜKSEL from MFAL
Muhibbet ULUDOĞAN from TOBB