



**The 11th Meeting of the
COMCEC Poverty Alleviation Workshop Group:
Quality of Education
in the
OIC Member Countries**

Country Presentation

MALAYSIA

05 April 2018

Crowne Plaza Hotel, Ankara

MINISTRY OF EDUCATION MALAYSIA

hello!

**Mohd Zahir Mohd Idris
Umo Hanik Idrus**

zahir.idris@moe.gov.my
umohanik@moe.gov.my

DEVELOPMENT IN MALAYSIA

Malaysia

aims to achieve **developed nation** status
by **2020**:



Malaysia
is committed to the Global Agenda
Sustainable Development Goals
specifically **SDG 4 Education 2030:**
Quality Education

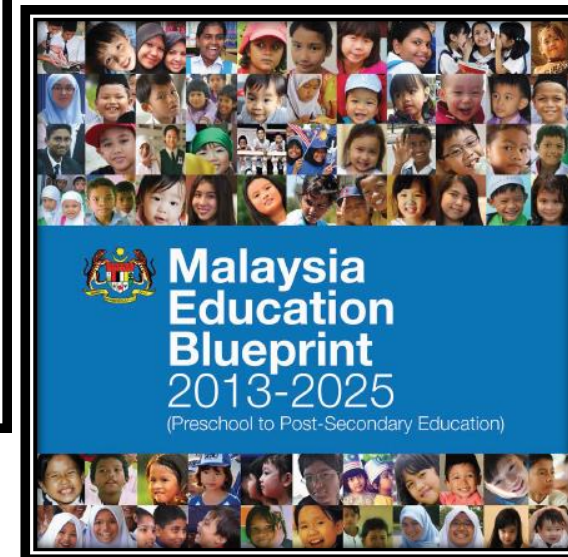
QUALITY IN EDUCATION



<https://www.mohe.gov.my/en/download/public/penerbitan/pppm-2015-2025-pt/5-malaysia-education-blueprint-2015-2025-higher-education/file>



<http://www.epu.gov.my/sites/default/files/RMKe-11%20Book.pdf>



https://www.moe.gov.my/images/dasar-kpm/articlefile_file_003108.pdf

MINISTRY OF EDUCATION

PRESCHOOL TO POST-SECONDARY EDUCATION



**5 SYSTEM
ASPIRATIONS**



**6 STUDENT
ASPIRATIONS**



**11 SHIFTS OF
TRANSFORMATION**



STAKEHOLDERS

5 SYSTEM ASPIRATIONS



 ACCESS	 QUALITY	 EQUITY	 UNITY	 EFFICIENCY
---	--	---	--	---







6 STUDENT ASPIRATIONS



 KNOWLEDGE	 BILINGUAL PROFICIENCY	 THINKING SKILL	 ETHICS AND SPIRITUALITY	 LEADERSHIP SKILL	 NATIONAL IDENTITY
--	---	--	---	--	---

11 SHIFTS OF TRANSFORMATION



 SHIFT 1	 SHIFT 2	 SHIFT 3	 SHIFT 4	 SHIFT 5	 SHIFT 6	 SHIFT 7	 SHIFT 8	 SHIFT 9	 SHIFT 10	 SHIFT 11
--	--	--	--	--	--	--	--	--	---	---

**3
WAVES**



STAKEHOLDERS



5 SYSTEM ASPIRATIONS

100% enrolment across all levels from preschool to upper secondary by 2020.

A system that maximises student outcomes within current national budget.

Understanding the current performance and challenges of the Malaysian education system, with a focus on improving access to education, raising standards (quality), closing achievement gaps (equity), fostering unity amongst students, and maximizing system efficiency.



An education system that promotes shared values and experiences by encourage students to embrace diversity.

50% reduction in achievement gaps (urban-rural, socio-economic and gender by 2020.



ACCESS

- Enhancing various education pathways.
- Providing education for specific groups.
- Providing post-secondary education.
- Increasing access to quality preschool education.
- Ensuring participation in primary and secondary education.
- Transforming vocational education.



QUALITY

- Integrating HOTS in the teaching and learning process.
- Promoting Science, Technology, Engineering and Mathematics (STEM) education.
- Engaging parents, community and private sectors to create a learning system.



EQUITY

- District Transformation Programme
- Orang Asli and Indigenous Education
- Inclusive Education



UNITY

- Instilling unity through curricular and co-curricular activities.



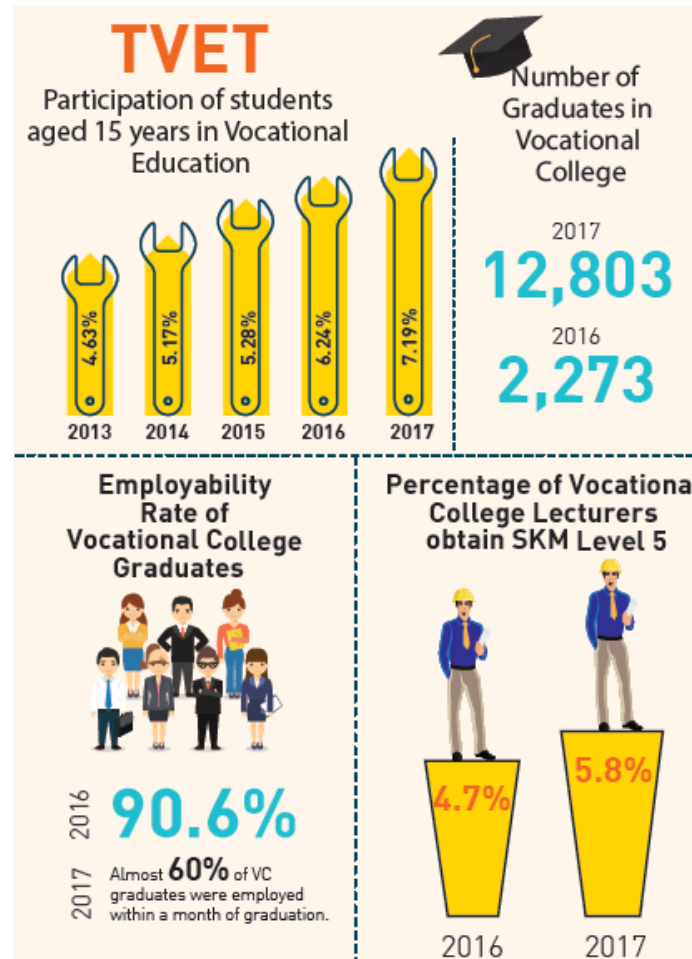
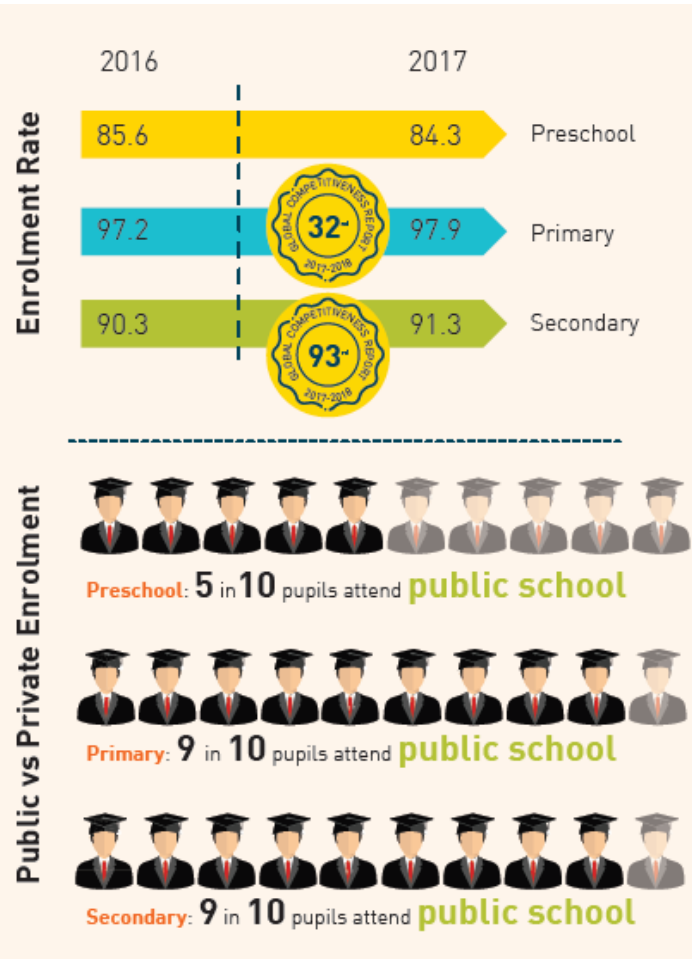
EFFICIENCY

- Realigning and optimising budget to maximise students outcomes.
- Improving school infrastructure and maintenance.



ACCESS

100% ENROLMENT ACROSS ALL LEVELS FROM PRESCHOOL TO UPPER SECONDARY BY 2020





ACCESS

100% ENROLMENT ACROSS ALL LEVELS FROM PRESCHOOL TO UPPER SECONDARY BY 2020

Sports Achievement



134 Student athletes
5 Teachers

467 Student athletes in International events
7

28,900 Student athletes in National events
30

22 Student athletes in Rio2016

Co-curricular Achievements

FIRST Lego league
Open European
Championship

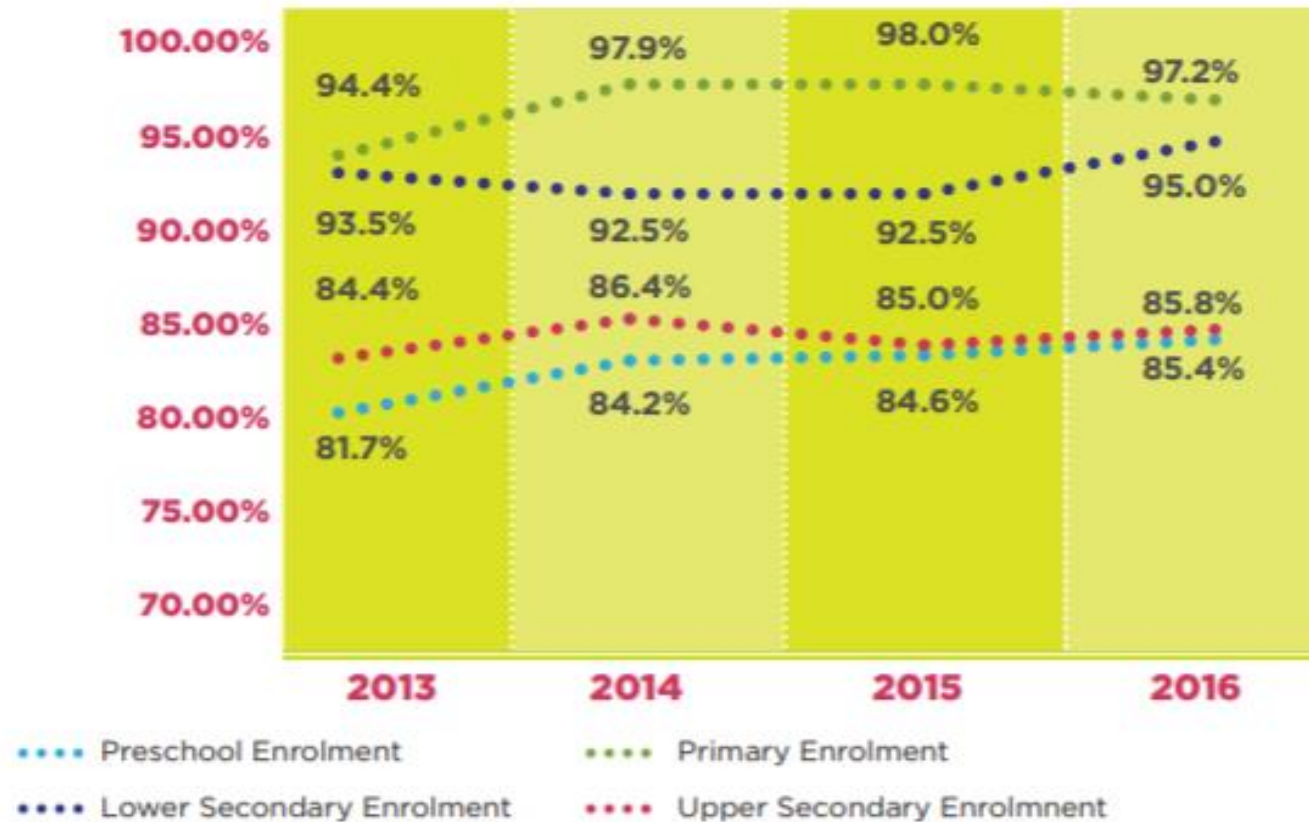
World Invention
Creativity Contest



45th International
Exhibition of
Invention in Geneva

Osaka Robotic
Games 2017

ENSURING PARTICIPATION IN PRIMARY AND SECONDARY EDUCATION



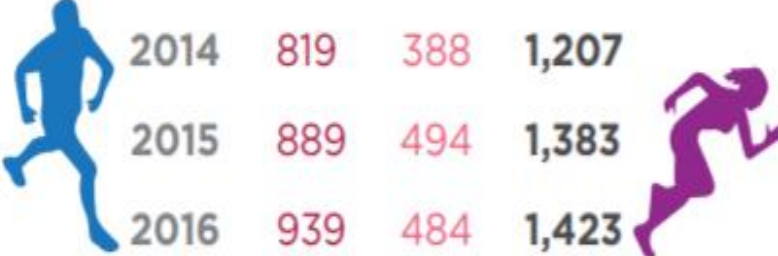
Source: Education Planning and Research Division (BPPDP)

Preschool, Primary, Lower Secondary And Upper Secondary Enrolment Rates, 2013-2016

ENHANCING VARIOUS EDUCATION PATHWAYS

SPORTS SCHOOLS

YEAR	MALE	FEMALE	TOTAL
2013	751	352	1,103
2014	819	388	1,207
2015	889	494	1,383
2016	939	484	1,423




Source: Education Planning and Research Division (BPPDP), 2016

Enrolment in Malaysia Sports Schools by Gender, 2013-2016

ARTS SCHOOL AND ARTS EDUCATION PROGRAMME

YEAR	MALE	FEMALE	TOTAL
2013	250	323	573
2014	298	363	661
2015	317	403	720
2016	496	679	1,175

*includes enrolment in Arts Education Programme



Source: Co-curricular & Arts Division (BKK)

Enrolment by Gender in Arts Schools & Arts Education Programme, 2013-2016

ENHANCING VARIOUS EDUCATION PATHWAYS

SEKOLAH BIMBINGAN JALINAN KASIH GETTING CHILDREN OUT OF THE STREETS, THE SBJK WAY

Getting Children Out of the Streets, the SBJK Way

Sekolah Bimbingan Jalinan Kasih (SBJK) is the only school in the country which uses a special module prepared by the Education Ministry to help street children continue their studies.

SBJK principal, En. Zulkernai Fauzi, informed that the school uses the 'Multi-Grade Learning' format which saw children being placed into classrooms according to their level of skills, and not strictly according to age.

"Many of the children here have never been to school. If a student is aged 17, we cannot put him or her directly into Form Five as he or she may not even be able to read well. This is how the special module comes into play"

"I hope to see more schools such as SBJK in other parts of the country to allow more

children of different backgrounds to get access to quality education. This is a good example for the Ministry to cater to all children, regardless of their backgrounds"

En Zulkernai Fauzi

Principal,
Sekolah Bimbingan Jalinan Kasih

"SBJK provides access to formal education in a conducive environment for homeless or underprivileged children. SBJK allows them to sit for public examinations based on their ability to read, write and count regardless of their age. All the 11 teachers practise a fun learning concept for our students aged between four and 19, to ensure they are interested to attend school on a daily basis"

Pn Raihan Abd Hamid

Teacher,
Sekolah Bimbingan Jalinan Kasih



Source: Special Education Division (BPKhas)



QUALITY

UNDERSTANDING THE CURRENT PERFORMANCE AND CHALLENGES OF THE MALAYSIAN EDUCATION SYSTEM

LINUS

Achievement Year 3 (2016)



National Average Grade in SPM

2010	2016
5.19	5.10



English Language Performance (2016)


DLP A2+B1 75%	CEFR	NON-DLP A2+B1 61%
---------------------	------	-------------------------

2015	2016
Comprehension 75.7%	Comprehension 83.8%
Writing -	Writing 77.4%


- Notes:
- CEFR (Common European Framework of Reference for Languages)
 - DLP (Dual Language Program)

Teacher

Pupil Teacher Ratio



Mathematics and Science Teacher 2017



Head Master and Principal with NPQEL Qualification

2015	1,371
2016	1,685

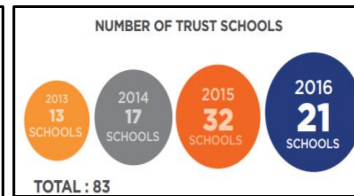
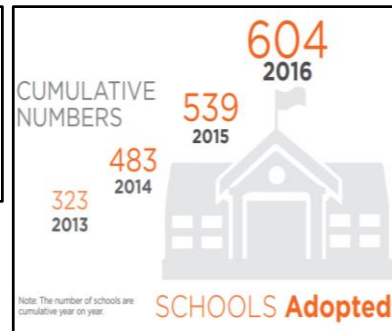

Note: NPQEL - National Professional Qualifications for Educational Leaders

Teacher Trainees intake in IPG 2016



ENGAGING PARENTS, COMMUNITY AND PRIVATE SECTORS TO CREATE A LEARNING SYSTEM

ENCOURAGING PUBLIC PRIVATE PARTNERSHIP IN EDUCATION



(The Ministry visit to Weststar Group HQ, in May 2016)

DEVELOPING FUTURE LEADERS THROUGH PUBLIC-PRIVATE INITIATIVE

(The Edge's Responsible Business Magazine highlights on PPP, 2016 Issue)

One of the sessions in the Sabah Education Roundtable in Kota Kinabalu, Sabah on April 25, 2016


Adopting a new approach

(Highlights on School Adoption Programme in Focus Malaysia Oct 29 - Nov 4, 2016 Issue)



EQUITY

50% REDUCTION IN ACHIEVEMENT GAPS (URBAN-RURAL, SOCIO-ECONOMIC AND GENDER BY 2020



Year	Urban (%)	Rural (%)	Level
2006	20.47	79.53	Primary
2016	25.78	74.22	
2006	14.19	85.81	Secondary
2016	46.82	53.18	

Urban- Rural Gap in SPM 2016 Achievement



Orang Asli Attendance Rate



Orang Asli & Indigenous Education

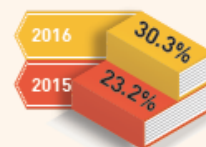
Transition Rate from Year 6 to Form 1



Number of Special Model Comprehensive 9 Schools (K9)

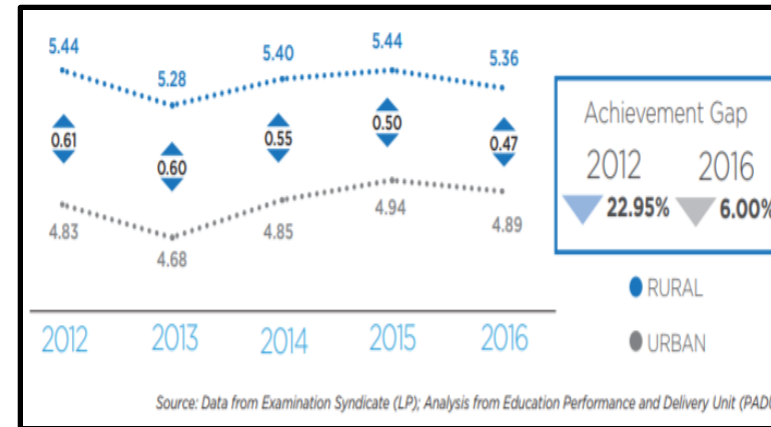
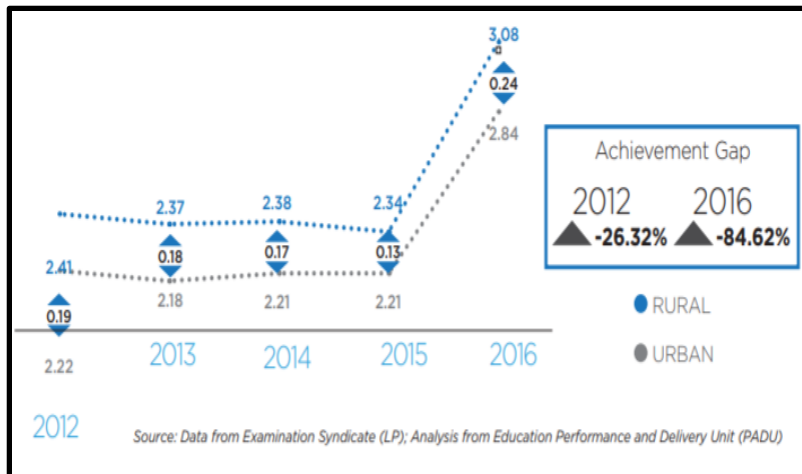


Percentage of Special Education Needs (SEN) Students in Inclusive Education Programme



DISTRICT TRANSFORMATION PROGRAMME

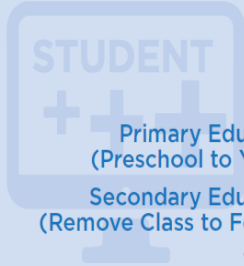
ACHIEVEMENT GAPS



ORANG ASLI AND INDIGENIOUS EDUCATION

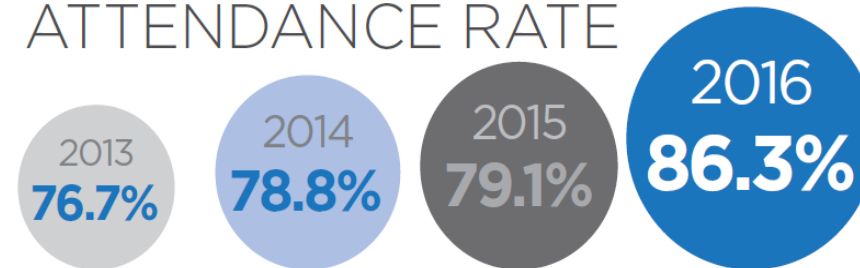
ENROLMENT, ATTENDANCE AND TRANSITION RATE OF ORANG ASLI AND INDIGENIOUS STUDENTS

ENROLMENT



	2012	2013	2014	2015	2016
Primary Education (Preschool to Year 6)	28,567	28,619	27,978	28,985	27,697
Secondary Education (Remove Class to Form 6)	10,304	10,530	13,229	11,691	12,561
TOTAL	38,871	39,149	41,207	40,676	40,257

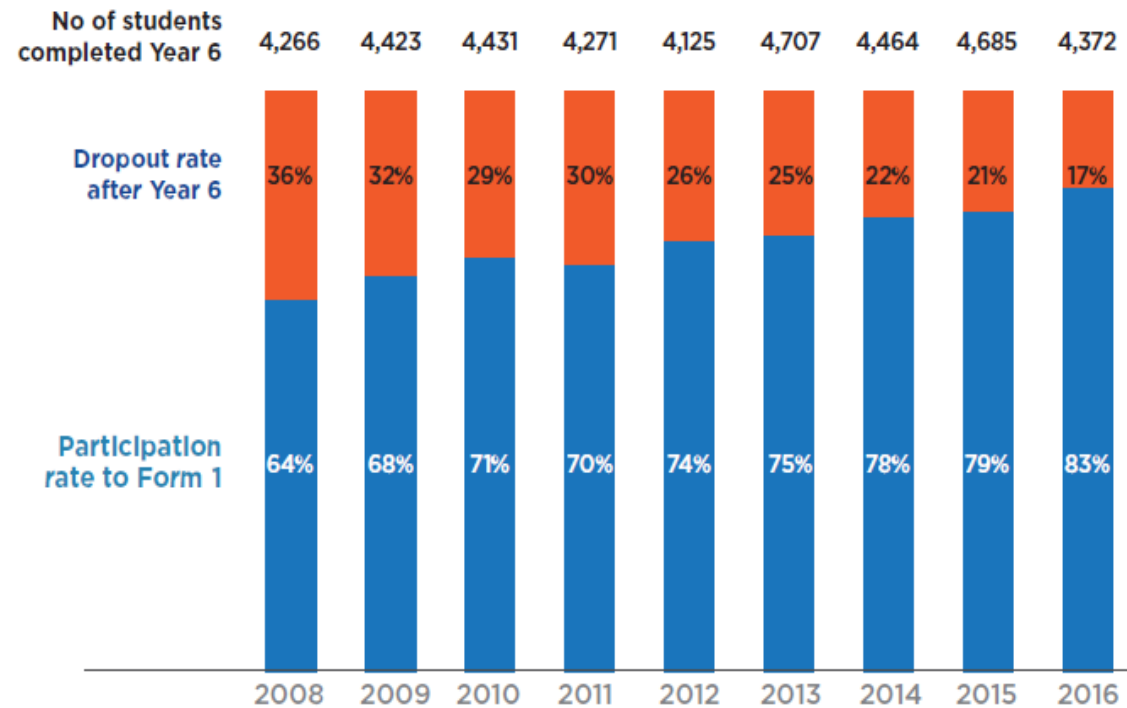
ATTENDANCE RATE



Source: School Management Division (BPSH)

DISTRICT TRANSFORMATION PROGRAMME

TRANSITION RATE




Transition Rate among Orang Asli Students from Year 6 to Form 1, 2008-2016



EFFICIENCY

A SYSTEM THAT MAXIMISES STUDENT OUTCOMES WITHIN CURRENT NATIONAL BUDGET



99.9%
Schools with Access to Electricity



100%
Schools with Access to Water Supply



100%
Schools with Access to Internet



Science Laboratory Planned to be Upgraded in 2017



Major Upgrade	960 (919 schools)
Minor Upgrade	610 (215 schools)
New	230 (77 schools)

Number of Dilapidated School Upgraded

2016	Primary	18
	Secondary	2
2017	Primary	112
	Secondary	8




Education Expenditure



RM3,154 million | **RM3,182 million**

Students Financial Aid

Annual Recurrent Cost Per Student 2016



IMPROVING SCHOOL INFRASTRUCTURE AND MAINTENANCE

THE DILAPIDATED SCHOOL TRANSFORMATION PROJECT



SK Phang, Kota Samarahan, Sarawak



SK Tanjung Bako, Kuching, Sarawak



SK Pehinorawan, Tuaran, Sabah



SK Gadong, Beaufort, Sabah

IMPROVING SCHOOL INFRASTRUCTURE AND MAINTENANCE

THE DILAPIDATED SCHOOL TRANSFORMATION PROJECT


Budget Allocation and Spending Performance for Infrastructure Projects in 2016

- RM1.394billion under Development Expenditure (DE) to carry out repairing and upgrading basic facilities and infrastructure of schools including repairing and upgrading 20 dilapidated schools in Sarawak. The Ministry successfully spent 99.97% budget allocated for DE.
- RM500million under Operational Expenditure (OE) to ensure the development and maintenance of education facilities. The Ministry successfully spent 99.03% budget allocated for OE.

My New School Project

My New School is a project under the National Blue Ocean Strategy (NBOS) which aims to transform rural schools into community hubs. The programme will not only benefit the school but also the surrounding community at large, especially in areas where public amenities are limited. The compounds of the schools are open to the public as a shared venue for the community to gather and conduct various community programmes.

In 2016, the Ministry led the project and closely collaborated with various agencies and other ministries. The project encouraged wider community participation through volunteering of time and energy to restore dilapidated school buildings. Projects were chosen based on three principles namely, high impact, low cost and rapid execution. A total of four dilapidated rural schools were upgraded and modernised under the My New School project.



IMPROVING SCHOOL INFRASTRUCTURE AND MAINTENANCE

THE DILAPIDATED SCHOOL TRANSFORMATION PROJECT 2017



60
sekolah

SEMENANJUNG

30
sekolah

SARAWAK

30
sekolah

SABAH

THANK YOU