



COMCEC

COUNTER-MEASURES TO SUSTAIN TRADE FACILITATION DURING AND AFTER COVID-19 PANDEMIC IN THE OIC MEMBER COUNTRIES

Trade Facilitation Measures in OIC Countries
Nigeria Case Study

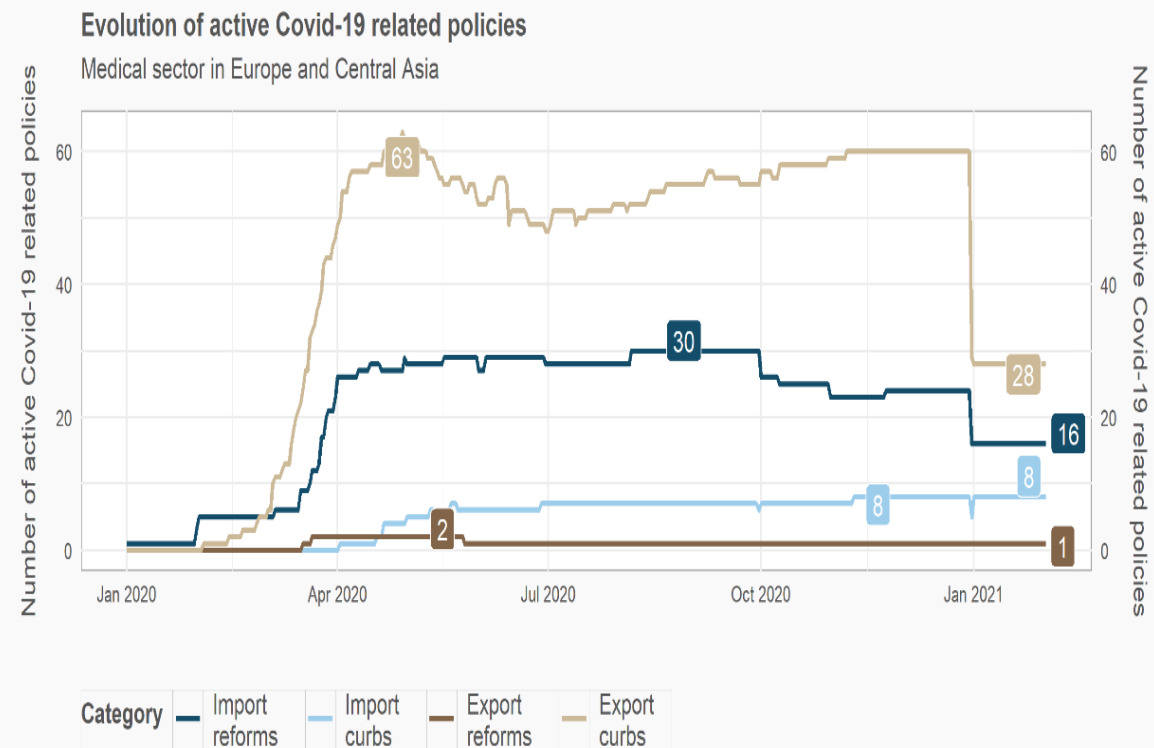
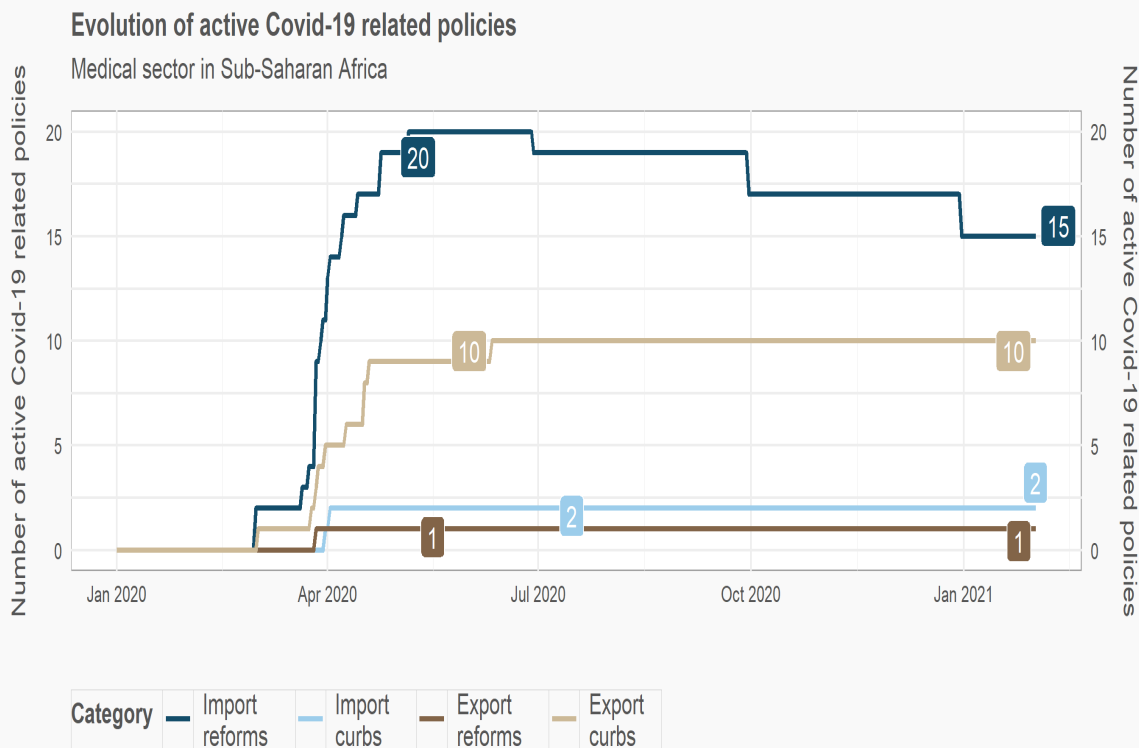


May 2021

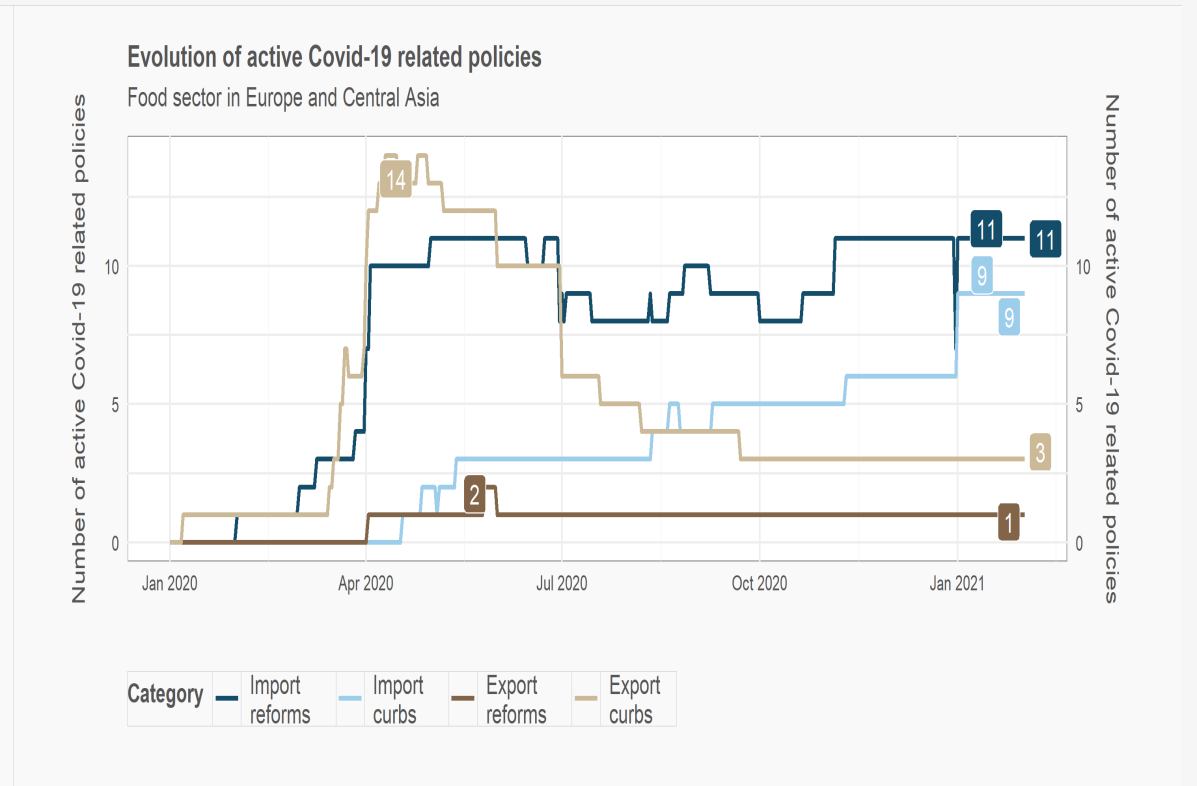
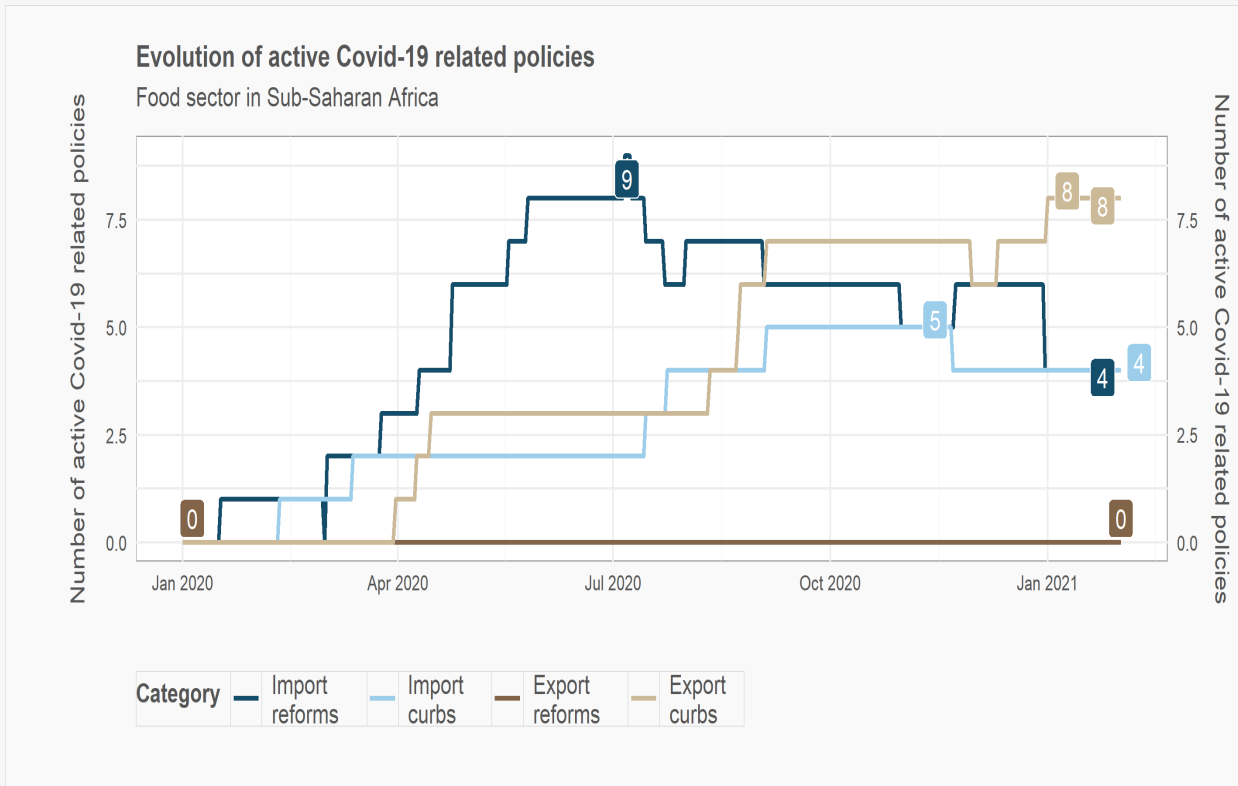
► Profile

- Largest economy on the continent of Africa.
- In 2019, the GDP of 410 billion US\$ & the GDP per capita of 2.4 thousand US\$.
- Large trade volume
- Ranked 25th largest economy.
- The Covid-19 effect: negative growth of 4.3 percent.
- Unabated heavy reliance on oil.
- The revenue effect.
- Shortage in demand for oil.

► Evolution of Active Covid-19 Related Policies on Medical Sector



► Evolution of Active Covid-19 Related Policies on Food Sector



► Trade-Related Public and Private Stakeholders in Nigeria

Name	Primary Function
Federal Ministry of Industry, Trade and Investment (FMITI)	<ul style="list-style-type: none"> - Responsible for the coordination and communication of trade facilitation policies - Responsible for the design and implementation of government policy in the field of industry, trade, and investments
Federal Ministry of Foreign Affairs (FMFA)	Responsible for the implementation of the Nigeria's foreign policy
Nigerian Custom Service (NCS)	Responsible for collecting customs duties and taxes, fighting against illicit trafficking and controlling goods across borders,
Nigerian Immigration Service (NIS)	Responsible for the control of persons entering or leaving Nigeria, the issuance of travel documents to nigerians, and residence permits to foreigners in Nigeria
Nigerian Association of Chambers of Commerce, Industry, Mines, and Agriculture (NACCIMA)	<ul style="list-style-type: none"> - Creating a conducive environment for the pursuit of commerce and industry as well other economic activities that are of interest to the private sector - Promoting, protecting, and developing all matters affecting business - Providing national and international business opportunity network - Facilitating trade through its advocacy role and influencing public policy that promote free enterprises.
Nigerian Shippers' Council (NSC)	Government agency responsible for protecting exporters and importers as well as their goods in Nigeria
Chamber of Commerce and Industry (CCI)	Responsible for representing the interests of commercial, industrial, and service companies in their locations
Nigerian Export-Import Bank (NEXIM)	<ul style="list-style-type: none"> - Provide export credit guarantee and export credit insurance to investors. - Provide credit in local currency to support exports and lend to exporters who need to import foreign inputs to facilitate production.
Federal Ministry of Transport (FMT)	Federal Government Ministry responsible for transportation activities, which are vital for effective trade facilitation

► Trade facilitation response

- Main measures taken to facilitate trade
- Effects of COVID-19 pandemic on exports/imports
- Effects of remote working practices
- Main problems at the border check-points
- Cooperation among national authorities/key national partners

► Main Measures

- Fiscal Measures
- Monetary Measures
- Other Measures
- Post-COVID measures



COMCEC

**COUNTER-MEASURES TO SUSTAIN TRADE FACILITATION DURING AND
AFTER COVID-19 PANDEMIC IN THE OIC MEMBER COUNTRIES**

Trade Facilitation Measures in OIC Countries
Survey Results



May 2021

► Online Survey

- ❖ The Questionnaire was prepared in 4 languages:
 - ✓ English,
 - ✓ Arabic,
 - ✓ French and
 - ✓ Turkish

- ❖ E-mail requests for their participation in the Survey were sent to a total of 1995 stakeholders' / key informants' addresses in;
 - A total of 49 OIC Countries registered with the COMCEC Trade Working Group,
 - 981 in 20 Arab Group countries,
 - 507 in Africa Group countries and
 - 507 in Asia Group countries

▶ Online Survey

- ❖ A total of 25 OIC Countries responded, as follows:
 - 9 countries from Arab Group
 - 7 countries from Africa Group
 - 9 countries from Asia Group

► Effects of COVID-19 on Trade and Customs

I	Key Criteria for Trade Facilitation Activity	Tier 1	Tier 2	Tier 3	Tier 4	Tier 5
DOMAINS	<ul style="list-style-type: none"> A. Effects of Covid -19 on Trade and Customs B. Institutions and Capacity Building C. Trade Facilitation-Procedures D. Transparency and Cooperation-Coordination Enforcement E. Specific Trade Facilitation Measures for Covid -19 period F. Trade Facilitation Measures for post Covid -19 period 	A score of 4 or higher out of 5	A score between 3 and 4 out of 5	A score between 2 and 3 out of 5	A score between 1 and 2 out of 5	A score less than 1 out of 5

► Overall Tier Placement

II	Overall Tier Placement	
	Tier 1	5 or more Tier 1 placements out of 6 or at least 4 Tier 1 placement and 3 Tier 2 placements across domains A to F
	Tier 2	5 placements out of 6 higher than or equal to Tier 2 or 4 Tier 2 placement and 3 Tier 3 placements across domains A to F
	Tier 3	4 placements out of 6 higher than or equal to Tier 3 or 3 Tier 3 placement and 2 Tier 4 placements across domains A to F
	Tier 4	3 placements out of 6 higher than or equal to Tier 4 or 3 Tier 4 placement and 2 Tier 5 placements across domains A to F
	Tier 5	3 or more Tier 5 placements out of 6 across areas A to F. Tier 5 placement has priority over all others

► Tier Placements

Tier 1	Tier 2	Tier 3	Tier 4	Tier 5
<u>None</u>	Indonesia	Afghanistan	Brunei Darussalam	Chad
	Morocco	Algeria	Burkina Faso	
		Azerbaijan	Lebanon	
		Bahrain	Maldives	
		Bangladesh	Mali	
		Cameroon	Niger	
		Iran	Senegal	
		Iraq	Sudan	
		Jordan	Tunisia	
		Kyrgyzstan		
		Libya		
		Nigeria		
		Turkey		

► Non-Participating Countries

Non-participating Countries

Benin	Mozambique
Comoros	Pakistan
Djibouti	Palestine
Egypt	Qatar
Gabon	Saudi Arabia
Gambia	Sierra Leone
Guinea	Somalia
Ivory Coast	Sultanate of Oman
Kazakhstan	Suriname
Kuwait	Togo
Malaysia	Uganda
Mauritania	Yemen
Benin	Mozambique

▶ Rankings

Country	Score A	Score B	Score C	Score D	Score E	Score F	Avg. Score	PCA Score	Rank	Tier Class
Indonesia	3.83	3.45	4.61	5.00	4.58	4.75	4.37	5.00	1	Tier 2
Morocco	3.33	4.18	5.00	4.14	4.17	3.63	4.07	4.57	2	Tier 2
Kyrgyzstan	1.50	3.32	4.50	4.50	4.17	4.75	3.79	4.23	3	Tier 3
Bahrain	3.83	2.50	4.00	3.71	5.00	3.75	3.80	4.21	4	Tier 3
Azerbaijan	5.00	3.00	5.00	2.00	5.00	3.00	3.83	4.16	5	Tier 3
Afghanistan	3.67	0.14	4.00	4.43	5.00	5.00	3.71	4.16	6	Tier 3
Algeria	3.50	2.45	3.56	4.00	5.00	3.25	3.63	4.01	7	Tier 3
Cameroon	2.33	3.00	4.00	4.00	5.00	3.00	3.56	3.91	8	Tier 3
Bangladesh	5.00	0.00	4.22	2.00	5.00	5.00	3.54	3.82	9	Tier 3
Jordan	2.17	2.82	4.72	5.00	2.92	2.50	3.35	3.72	10	Tier 3
Nigeria	2.00	2.36	2.67	3.71	4.17	5.00	3.32	3.60	11	Tier 3
Iraq	2.67	2.64	1.11	3.43	5.00	5.00	3.31	3.56	12	Tier 3
Libya	2.67	2.27	3.67	3.43	3.33	3.00	3.06	3.27	13	Tier 3
Turkey	2.67	3.00	2.22	2.00	4.58	3.38	2.97	3.06	14	Tier 3
Maldives	2.17	1.86	3.61	3.57	0.83	3.75	2.63	2.76	15	Tier 4
Brunei Dar.	1.67	1.82	3.22	3.29	2.50	3.25	2.62	2.71	16	Tier 4
Senegal	1.80	1.95	3.78	2.94	2.17	3.10	2.62	2.70	17	Tier 4
Sudan	1.67	1.27	4.00	3.00	2.50	3.25	2.61	2.69	18	Tier 4
Iran	0.00	2.18	3.67	3.57	2.50	3.25	2.53	2.60	19	Tier 3
Niger	1.00	2.55	1.56	3.71	3.33	1.38	2.25	2.25	20	Tier 4
Mali	1.67	1.36	2.22	2.14	1.67	4.50	2.26	2.20	21	Tier 4
Lebanon	3.33	0.73	3.22	3.14	0.00	0.00	1.74	1.63	22	Tier 4
Burkina Faso	1.67	0.82	1.67	1.43	4.17	1.13	1.81	1.58	23	Tier 4
Tunisia	1.67	0.00	4.33	2.57	0.00	0.63	1.53	1.34	24	Tier 4

THANK YOU...

PGlobal Global Advisory and Training Services

