

IST



COMCEC

**DRAFT PROGRAMME**

**19<sup>TH</sup> MEETING OF THE COMCEC TRANSPORT AND COMMUNICATIONS WORKING GROUP**  
(October 11<sup>th</sup>, 2022, Virtual Meeting)\*

*"Economic and Social Impacts of Transport Infrastructures: An Overview of OIC Member Countries"*

# Success Story in Aviation: Istanbul Airport

11 October 2022

Istanbul Airport



Ismail H. POLAT  
Chief Planning Officer



# ISTANBUL

IST

"IF THE WORLD WAS ONLY ONE COUNTRY,  
ISTANBUL WOULD BE ITS CAPITAL."

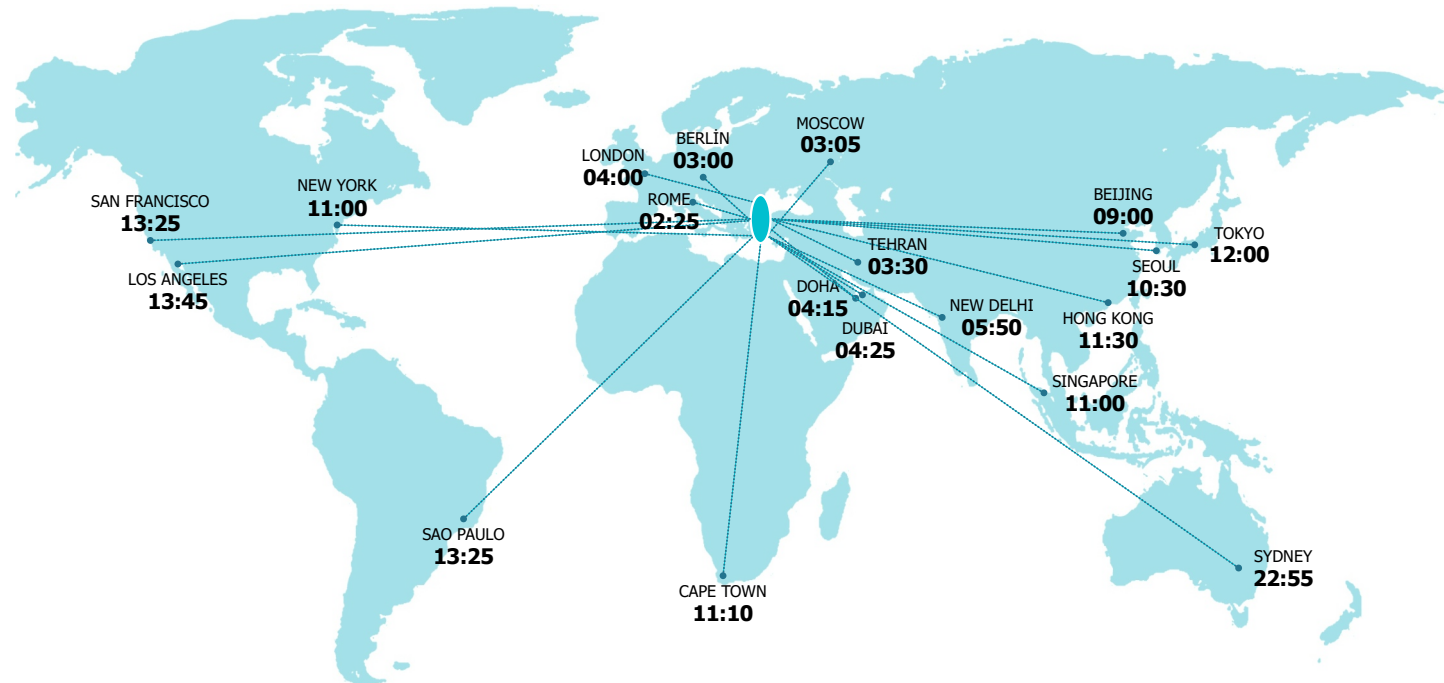
**Napoleon Bonaparte**

Istanbul Airport 



# ISTANBUL IN AVIATION

Major hub at the intersection of Asia, Europe and Middle-East



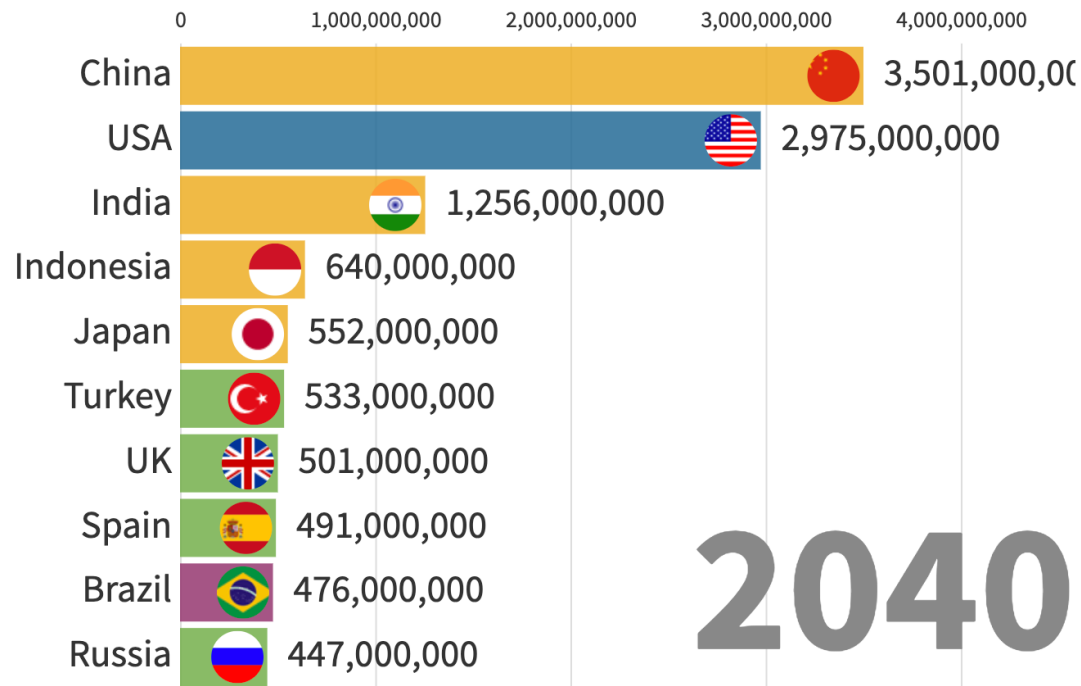
# AVIATION & TÜRKİYE

IST



## Top 10 largest passenger markets across time (2010–2040)

North America Asia-Pacific Europe Latin America-Caribbean



Replay

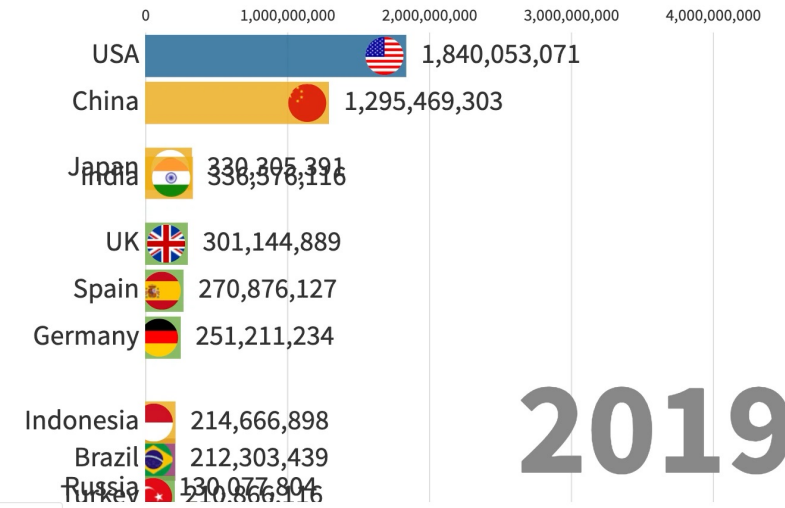
Source: [Airports Council International](#) • Data was extracted from the 2019 ACI datasets

2040



## Top 10 largest passenger markets across time (2010–2040)

North America Asia-Pacific Europe Latin America-Caribbean



Replay

Source: [Airports Council International](#) • Data was extracted from the 2019 ACI datasets

2019


Istanbul Airport





IST

**ISTANBUL AIRPORT**



# PPP Experience in Türkiye

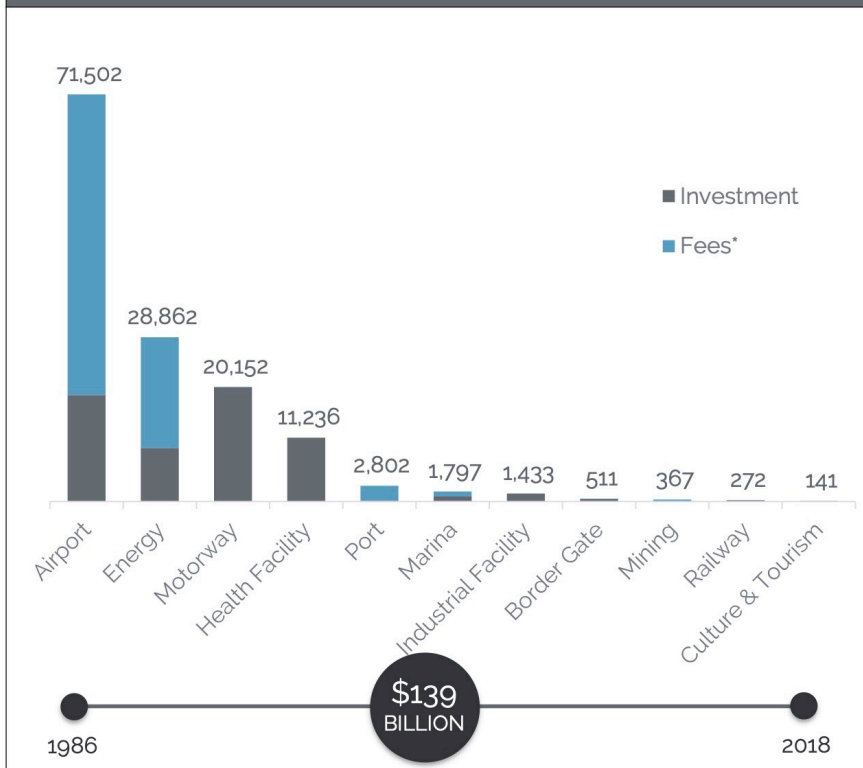


## Turkish PPP Market

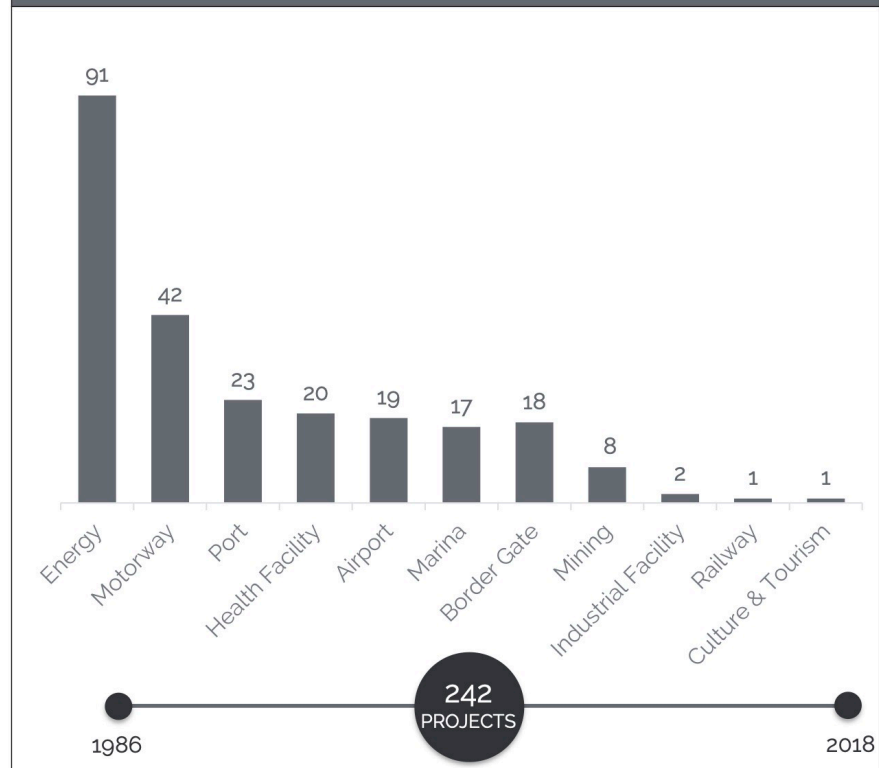
Transportation and energy infrastructure projects dominate the PPP market in Turkey.



Breakdown of the PPP Contracts (\$ Million\*\*)



Breakdown of the PPP Contracts (Number)



Source: Presidency of Strategy and Budget \*Fees to the government for the transfer of operating rights \*\*2019 prices







# PPP Experience in Türkiye

## Opportunities in Transportation

Investing in transportation has remarkably transformed Turkey's infrastructure landscape, yet Turkey is determined to improve it further..



	2002		2018
DUAL CARRIAGEWAY 	6,101 km	▲	26,655 km
HIGH SPEED RAILWAY 	0 km	▲	1,213 km
MARITIME CONTAINERS TRANSPORT 	2 million TEU	▲	10.8 million TEU
NUMBER OF AIRPORTS 	26	▲	56

Source: Ministry of Transport and Infrastructure

# PPP Experience in Türkiye



## Showcase Projects

Turkey has implemented a variety of mega projects with BOT model and continues to do so..



WE BUILD NOT ONLY AN AIRPORT BUT ALSO A MONUMENT OF (AVIATION) VICTORY.

Recep Tayyip ERDOĞAN

ISTANBUL AIRPORT

YAVUZ SULTAN SELIM BRIDGE



- ♦ 95 km-long motorway featuring a bridge for rail & motor vehicle transit over Bosphorus
- ♦ Commissioned in August 2016
- ♦ Investment of \$3.5 billion

GEBZE – ORHANGAZI – İZMİR MOTORWAY



- ♦ 427 km-long motorway connecting Istanbul, Bursa & İzmir via world's 4<sup>th</sup> longest suspension bridge
- ♦ Bridge commissioned in 2016
- ♦ Investment of \$6.5 billion

EURASIA TUNNEL



- ♦ Double-deck underwater tunnel connecting Asia & Europe in Istanbul
- ♦ Commissioned in December 2016
- ♦ Investment of \$1.2 billion

Istanbul Airport





# PROJECT TIMELINE

Won the Concession Tender for **25 years**  
Concession Fee **22.152 billion EUR + VAT**  
Investment **10.247 billion EUR**  
First Phase To be Completed in **42 months**

T.C. Ziraat Bankası A.Ş.  
Türkiye Vakıflar Bankası Türk Anonim Ortaklığı  
Türkiye Halk Bankası A.Ş.  
Türkiye Garanti Bankası A.Ş.  
Finansbank A.Ş.  
Denizbank A.Ş.

TENDER



3 MAY 2013

CONTRACT  
SIGNED



19 NOV 2013

SITE  
DELIVERY



1 MAY 2015

FINANCIAL  
CLOSURE



19 OCT 2015

GRAND  
OPENING



29 OCT 2018

FULL OPERATION



07 APR 2019

07.04.2044  
END OF  
CONSESSION  
PERIOD



Istanbul Airport



# The IGA Challenge: Responding to a truly unique project context



## **The delivery challenge**

Achieving quality at unprecedented construction speed



## **The issue of scale**

Creating great passenger experience in a building of such epic size



## **The sense of place**

Establishing an identity that befits Türkiye and Istanbul



# DIMENSIONS

Site Area  
**76.500.000 m<sup>2</sup>**  
**(76.5 km<sup>2</sup>)**

Perimeter  
**45 km**

N-S Direction  
**9 km**

W-E Direction  
**13 km**



# DIMENSIONS

IST

Airport	Area	MPPA
İstanbul Airport (IST)	76.5 Million m <sup>2</sup>	150
Atlanta	19 Million m <sup>2</sup>	104
Beijing	23 Million m <sup>2</sup>	96
London Heathrow	12 Million m <sup>2</sup>	78
Amsterdam Schipol	20 Million m <sup>2</sup>	68
Frankfurt	21 Million m <sup>2</sup>	64
İstanbul Atatürk Airport (ISL)	12 Million m <sup>2</sup>	68

Atatürk Airport



Beijing Airport



Frankfurt Airport



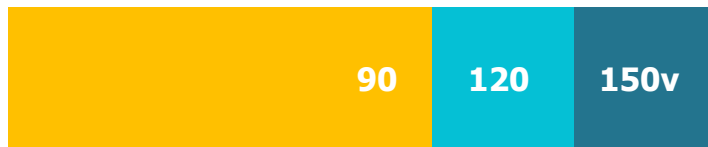
Schiphol Airport



# MASTER LAYOUT & PHASING PLAN

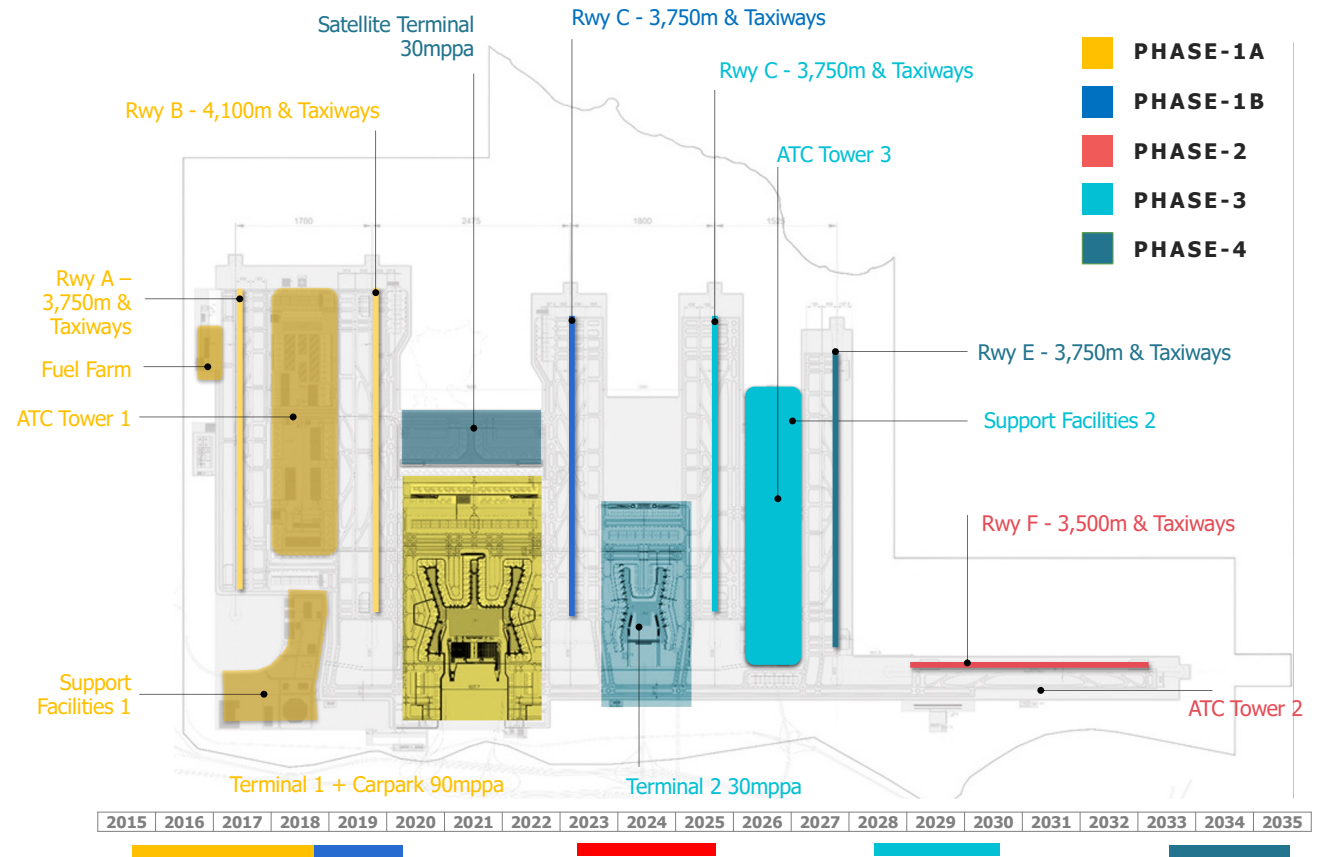
## Airport Capacity

MPPA



PHASE 1 PHASE 3 PHASE 4

Facilities	Area
Terminal Building (90 Milyon passenger/year)	1.370.000 m <sup>2</sup>
Multistorey Carpark (5 blocks, 7 floor, 18.000 cars)	624.000 m <sup>2</sup>
Other Support Facilities	1.170.000 m <sup>2</sup>
<b>Phase-1 Terminal Area</b>	<b>3.164.000 m<sup>2</sup></b>





# ISTANBUL AIRPORT CONSTRUCTION FACTS



**MAIN TERMINAL FLOOR  
AREA**

**1.370.000 m<sup>2</sup>**

= **x 5** Empire State Building Floor Area  
(257,000 m<sup>2</sup>)



**STEEL  
(Structural + Reinforcement)**

**645.000 tons**

= **x 80** Eiffel Tower Metal Structure  
(7,300 tons)



**CONCRET  
(1.250 Apron, 5.450 structural)**

**6.700.000 m<sup>3</sup>**

= **x 2** Hoover Dam  
(3,330,000 m<sup>3</sup>)



**TERMINAL ROOF**

**450.000 m<sup>2</sup>**

= **x 18** Rome Coliseum Area  
(24,000 m<sup>2</sup>)



**AMOUNT OF EXCAVATION**

**717.000.000 m<sup>3</sup>**

= **x 3.5** Panama Canal  
(205,000,000 m<sup>3</sup>)



**AMOUNT OF FILL**

**350.000.000 m<sup>3</sup>**

= **x 135** Great Pyramid of Giza  
(2,600,000 m<sup>3</sup>)



**ASPHALT PAVEMENT**

**6.150.000 tons**

= **x 10,700** A380  
(575 ton)


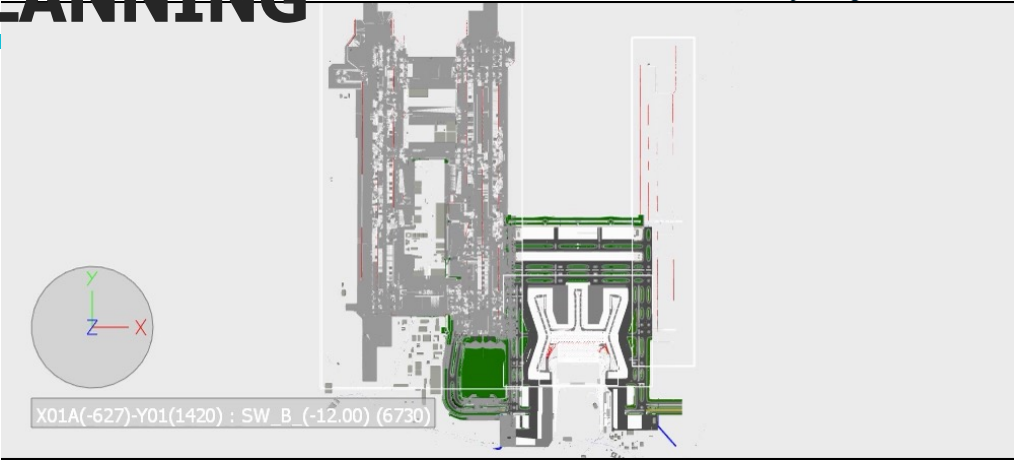
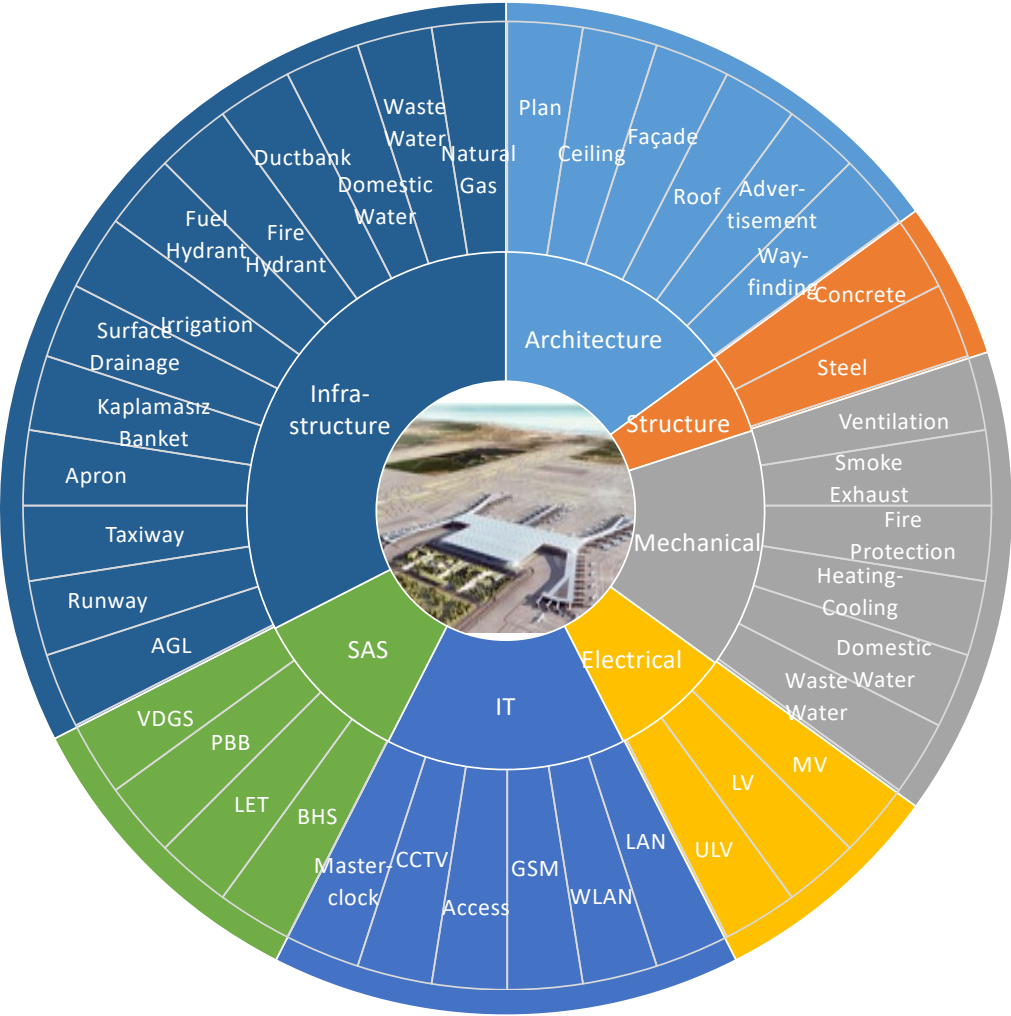


**TOTAL LENGTH OF DUCTBANKS**

**550 km**

> **From London to Paris**  
(apprx. 450 km)

# ISTANBUL AIRPORT DESIGN & PLANNING



Istanbul Airport

IST


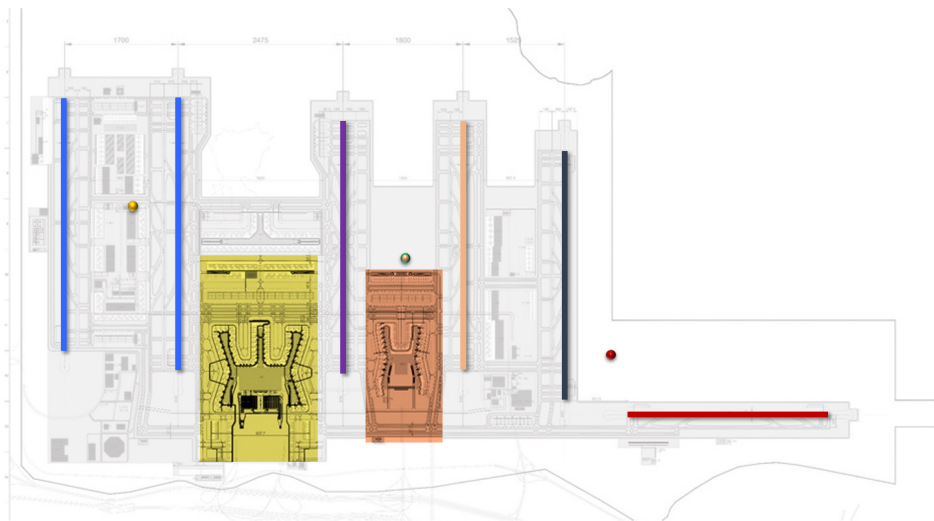
AIRSIDE







# ISTANBUL AIRPORT AIRSIDE



➤ 5 independent parallel runway systems



➤ High Intensity Runway Operations with 3 ATC Towers (HIRO)



➤ CAT IIIB operation on overall air side




➤ Runway / taxiway / apron system enabling Code F (A380-800) operations



➤ Auxiliary runways supporting main runways (9 runways in total)



➤ End-Around Taxiway system



➤ A-SMGCS Level 4 & Follow the Greens















# ATC Tower

*Design by Pininfarina & AECOM*


- H=90m
- 2 levels ATC cab
- 16 positions with ICWP & A-SMGCS Level 2
- DFAC, sports facilities, resting facilities, meeting rooms and offices

IST



IST

# TERMINAL BUILDING











# TERMINAL BUILDING



PATTERNS






# TERMINAL BUILDING – MAIN FACILITIES

1.4 million m2 Terminal building under one roof with 5 piers (4 for int and 1 for dom), providing 114 contact gates (114 Code C&E, 77 Code E&F) thru 143 PBBs, with a capacity of 120million pax/year.


## Information

- 10 information desks in total
- 12 info touch screens
- 23 info screens with live assistant
- QMS monitors at Terminal entrances



## Check-in Counters

- 566 check-in counters at 13 islands
- 36 bag drop counters
- 112 self check-in kiosks




## Passport Control

- 228 passport control counters (departure, arrival and transfer zone)
- 30 e-passport units (departure, arrival and transfer zone)




## Medical & Emergency Facilities

- 2 healthcare centers and 5 mobile health stations, providing 24/7 service
- 5 emergency ambulances
- 23 automatic external defibrillators



## Lounges

- 4 at international airside
  - IGA Lounge
  - Skyteam Lounge
  - THY Liunge Business
  - THY Lounge Miles&Smiles
- 2 at domestic airside
  - IGA Domestic Lounge
  - THY Domestic Lounge



# AOCC & Ramp Tower

Airport Operations Control Center (AOCC) is the HQ of daily operations.



- Monitoring & dispatch
- Technical & maintenance services
- Special operations coordination center
- Planned or unplanned resource allocation
- Only Point of Contact

- AOCC houses the Ramp Control Unit, designed as a **remote tower** with 180° multi-view screen.
- Ramp and active airside is monitored by **A-SMGCS Level 2** and **high-resolution special cameras** located on the aprons.





# TERMINAL BUILDING – IT INFRASTRUCTURE



**3**

Data Center



**467**

Server



**2.500 km**

Fiber Optic Cables



**3257**

Access Points  
with Card



**14.549**

Supported User



**5.500 km**

Copper Wire



**102**

Integrated System



**780**

ICT Rooms



**102.000**

Network ports



**3.267**

Flight Information  
Screens



**10.000**

CCTV



**20.715.017**

**GB**  
Data Capability



There is no room for “one size fits all”

*Istanbul Airport where everyone feel comfortable to travel*

iST



Premium Guests



Disabled Guests



65+ Guests

ÖNCE  
FAMILY  
AİLE  
FIRST



Families with  
children

**TÜRK**  **MİSAFİRPERVERLİĞİ**  
**TURKISH** **HOSPITALITY**



Generation Z



Business People



Global Guests

Istanbul Airport 

## DUTY FREE



**71,696 m<sup>2</sup>**

Duty Free &  
Retail Area



**42**

Duty Free Shops



**142**

Monobrand retail  
shops including

## F&B



**150+**

Wide variety of F&B with  
more than



**34,061 m<sup>2</sup>**

Locations totaling over



Istanbul Airport 




















İST

**CARGO**

İSTANBUL  
AIRPORTCITY



# CARGO AREA

Cargo Area Fact	ATATURK AIRPORT	ISTANBUL AIRPORT
Annual Cargo Capacity	1,2 mn. tons →	<b>5,5 mn. tons</b>
Total Cargo Space	300.000 m <sup>2</sup> →	<b>1.400.000 m<sup>2</sup></b>
Aircraft Parking	16 aircrafts →	<b>29 aircrafts</b>
Leasable Area	- →	<b>340.000 m<sup>2</sup></b>
Expansion Area	- →	<b>60.000 m<sup>2</sup></b>
Temporary Storage Area	65.000 m <sup>2</sup> →	<b>195.000 m<sup>2</sup></b>
Carpark Capacity	750 cars →	<b>6.000 cars</b>

Comparison	HONG KONG	FRANKFURT	DUBAI	MEMPHIS
Total Cargo Space	500.000 m <sup>2</sup>	1.500.000 m <sup>2</sup>	110.000 m <sup>2</sup>	5.000.000 m <sup>2</sup>
Annual Cargo (2017)	4.9 mn. tons	2.1 mn. tons	2.6 mn. tons	4.5 mn. tons
Aircraft Parking	43 aircraft	20 aircraft	23 aircraft	120 aircraft






# AIRPORT CITY - CORE ZONE





İST

**CONTRIBUTION TO  
TÜRKİYE BY 2025**





# SUSTAINABILITY INITIATIVES & SCHEMES

- ✓ Energy Efficiency
- ✓ Water Efficiency
- ✓ Waste Management
- ✓ Green Airport Project
- ✓ Social Management



QUALITY MANAGEMENT SYSTEM - ISO 9001:2015

CUSTOMER SATISFACTION MANAGEMENT SYSTEM - ISO 10002:2018

ENVIRONMENTAL MANAGEMENT SYSTEM - ISO 14001:2015

INFORMATION SECURITY MANAGEMENT SYSTEM - ISO/IEC 27001:2013

ENERGY MANAGEMENT SYSTEM - ISO 50001:2018

**LEED Buildings**  
**Total Area: 2.000.000 m<sup>2</sup>**



## LEED Certified ATC Tower

- %21 Energy Efficiency
- %30 Water Efficiency



## LEED Certified Terminal and Carpark

- %21 Energy Efficiency
- %40 Water Efficiency



## LEED Certified Mosque

- %24 Energy Efficiency
- %30 Water Efficiency



## LEED Certified Presidential Guest House

- %21 Energy Efficiency
- %30 Water Efficiency



# CONTRIBUTION TO TÜRKİYE BY 2025

**225.677**



Employment

**% 4.89**



of the GDP

**40.7**  
billion USD



Value added

**4.4**  
billion USD



Additional  
household income

**22.2**  
billion EUR + VAT



Concession fee to  
Government  
(over 25 years)


**Source:** The Centre for Economics and Foreign Policy Studies (EDAM-2016)

Istanbul Airport 





# RECOVERY FROM COVID & CURRENT STATUS

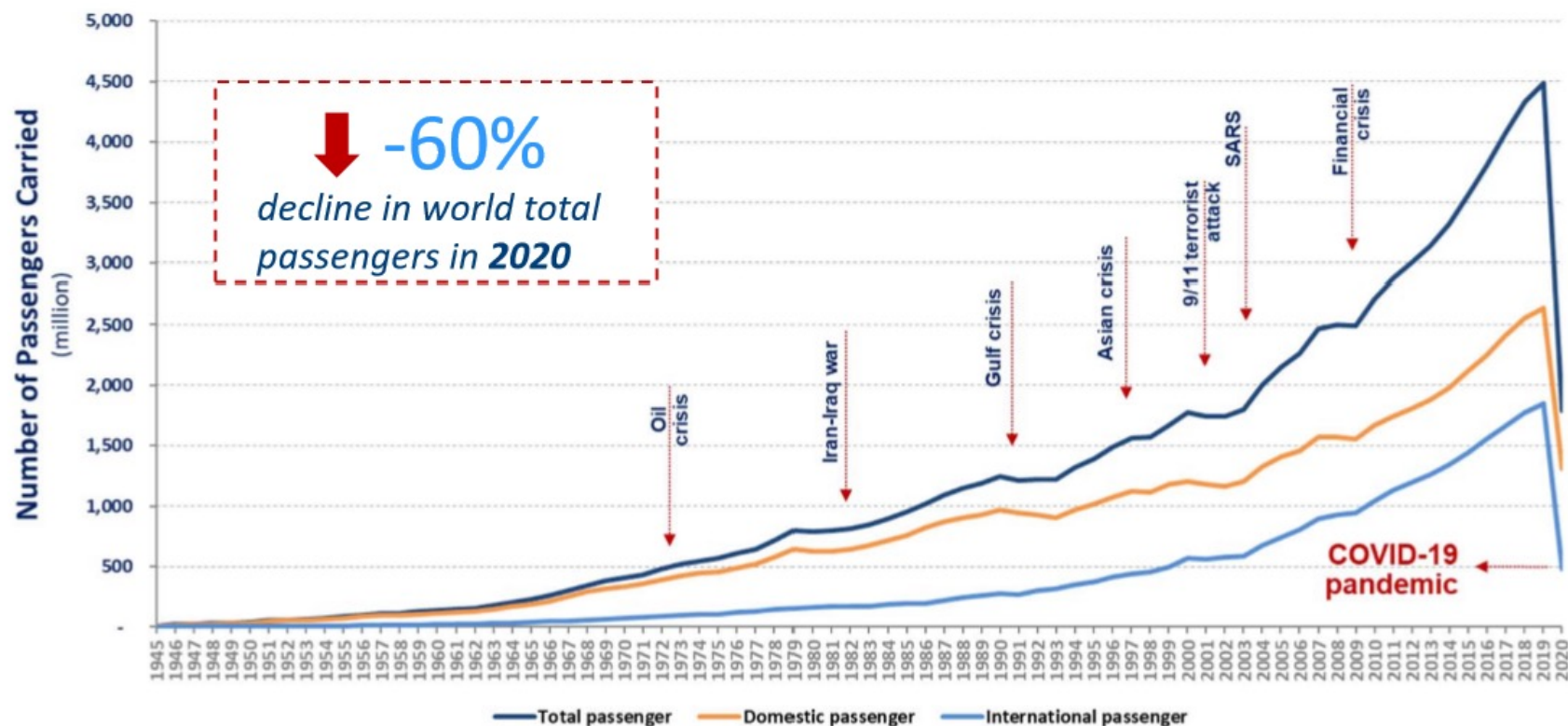


# Impacts of COVID-19 / World Traffic Decline



- Due to COVID-19, world passenger figures decreased by 60% in 2020.

World Passenger traffic evolution (1945-2020)



Up to 1.2 Trillion USD  
loss in international  
travelers' spending




100 to 120 Mio  
Tourism Jobs at risk




# Impact of COVID-19 on Operations & Planning



## Pre-COVID-19

 **300+**  
Destinations

 **1.371 ATM**  
Peak Day (09.08.2019)


 **239.288 PAX**  
Peak Day (09.08.2019)


 **46,1%**  
Transfer Ratio


 **80,3%**  
TK Share

 **68**  
Airlines

## During COVID-19

 **234**  
Destinations

 **714 ATM**  
Peak Day (02.04.2021)

 **92.157 PAX**  
Peak Day (02.04.2021)

 **45,0%**  
Transfer Ratio

 **81,1%**  
TK Share

 **62**  
Airlines

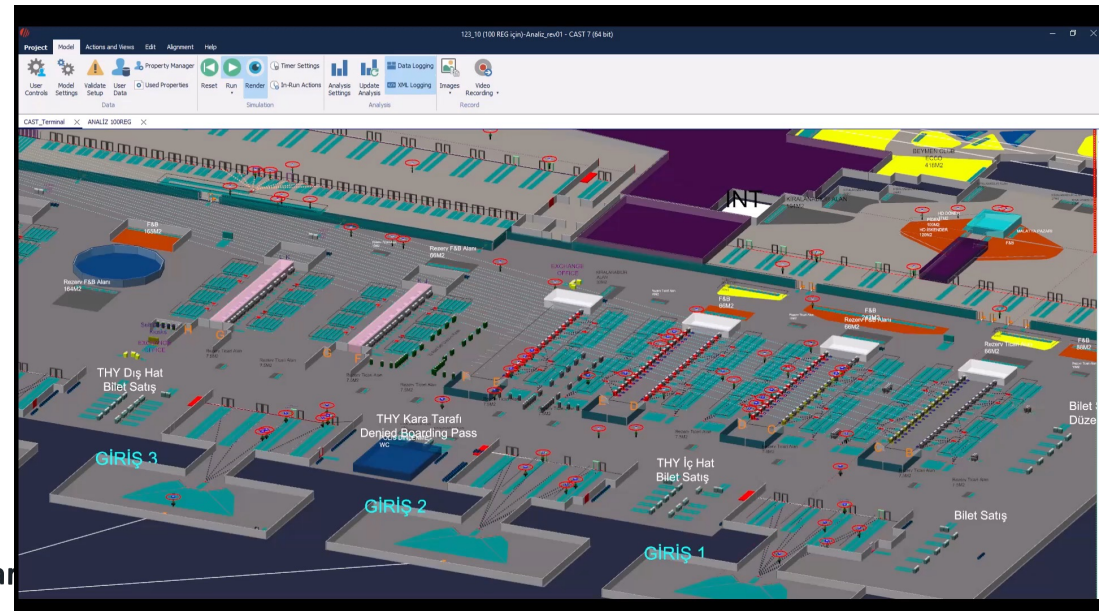
March 2020, all operations except for Cargo has stopped at Istanbul Airport.

Between March-June, planning and implementation of operational measures for public health concerns were executed.

Operations resumed starting June 1<sup>st</sup> 2020, following the inspections and certifications by Ministry of Transportation.

Due to the extensive size of the airport, Operations Planning separated into 4 phases:

- Phase 1: Daily ATM 0-400
- Phase 2: Daily ATM 400-600
- Phase 3: Daily ATM 600-800
- Phase 4: Daily ATM 800-1000 (considered as resuming of normal operations)



Istan

# Impact of COVID-19 on Operations & Planning



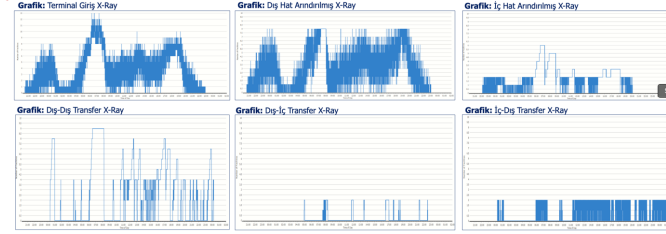
Aralık 2020

İGA İstanbul Havalimanı Terminal & Uçuş Dashboard (AYLIK)

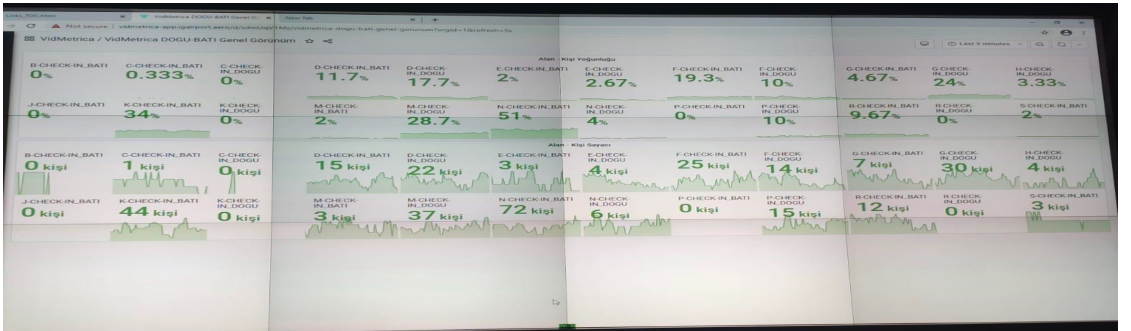
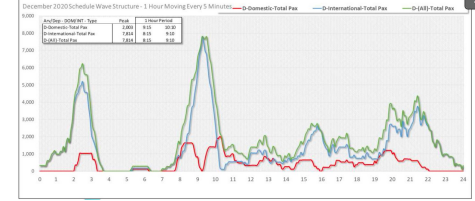
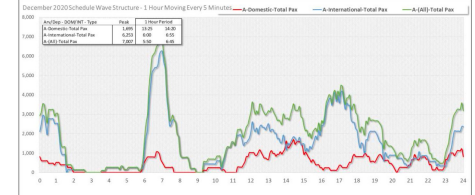
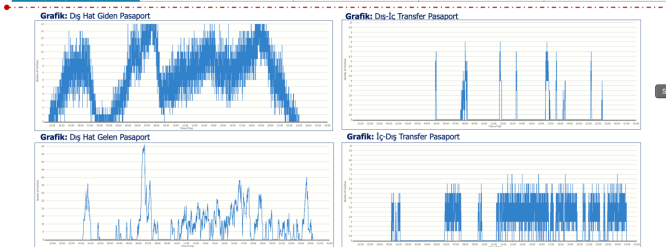


DIŞ HATLAR	İÇ HATLAR	TOPLAM
1 Aylık Yolcu <b>2,135,815</b>	1 Aylık Yolcu <b>679,440</b>	1 Aylık Yolcu <b>2,815,255</b>
2 Peak Günde Yolcu <b>78,346</b>	2 Peak Günde Yolcu <b>24,545</b>	2 Peak Günde Yolcu <b>102,891</b>
3 Aylık Uçuş <b>12,610</b>	3 Aylık Uçuş <b>5,134</b>	3 Aylık Uçuş <b>17,744</b>
4 Peak Gündeki Uçak <b>466</b>	4 Peak Gündeki Uçak <b>187</b>	4 Peak Gündeki Uçak <b>653</b>
5 Destinasyon Sayısı <b>191</b>	5 Destinasyon Sayısı <b>41</b>	5 Destinasyon Sayısı <b>232</b>
6 THY Uçuş Sayısı <b>9,227</b>	6 THY Uçuş Sayısı <b>4,948</b>	6 THY Uçuş Sayısı <b>14,175</b>
7 Diğer Havayolları Uçuş Sayısı <b>3,383</b>	7 Diğer Havayolları Uçuş Sayısı <b>186</b>	7 Diğer Havayolları Uçuş Sayısı <b>3,569</b>
8 THY Yolcu Sayısı <b>1,638,348</b>	8 THY Yolcu Sayısı <b>658,701</b>	8 THY Yolcu Sayısı <b>2,297,049</b>
9 Diğer Havayolları Yolcu Sayısı <b>497,467</b>	9 Diğer Havayolları Yolcu Sayısı <b>20,739</b>	9 Diğer Havayolları Yolcu Sayısı <b>518,206</b>
10 Aylık Toplam Direkt Yolcu <b>1,236,527</b>	10 Aylık Toplam Direkt Yolcu <b>466,966</b>	10 Aylık Toplam Direkt Yolcu <b>1,703,493</b>
11 Aylık Toplam Transfer Yolcu <b>844,271</b>	11 Aylık Toplam Transfer Yolcu <b>192,341</b>	11 Aylık Toplam Transfer Yolcu <b>1,036,612</b>

İhtiyaç duyulan X-Ray Çizim Sayısı	Terminal Giriş X-Ray	Diğer Hat Arındırma X-Ray	İç Hat Arındırma X-Ray	Diğer-Diğer Transfer X-Ray	Diğer-İç Transfer X-Ray	İç-Diğer Transfer X-Ray
A Vardiyası (23-07)	13	8	6	9	2	2
B Vardiyası (07-15)	13	8	6	9	2	2
C Vardiyası (15-23)	10	8	3	8	2	2



İhtiyaç duyulan Havalimanı Polis Personeli	Diğer Hat Giden Pasaport Kontrol	Diğer Hat Gelen Pasaport Kontrol	Diğer-İç Transfer Pasaport Kontrol	İç-Diğer Transfer Pasaport Kontrol
A Vardiyası (08-19)	14	38	8	7
B Vardiyası (19-08)	14	61	7	7



İsta

Vidmetrics shows the density of check-in islands in terms of social distancing to observe and intervene crowded areas in timely manner



# ACHIEVEMENTS DURING COVID-19

iST



5-Star Airport


We are certified as a 5-Star Airport for facilities, comfort, cleanliness, shopping, food & beverages, staff service and security / immigration.



5-Star COVID-19 Airport Safety

We are certified with the 5-Star COVID-19 Airport Safety Rating for the standard of safety measures and improved hygiene processes introduced to help reduce the spread of Coronavirus.

Istanbul Airport



# Aviation Strategy – Sustainable recovery and growth



## Aviation Battlefield



Win the Hub battle



Win the battle of Long-haul



Win the battle for Low Cost Carriers



Win the battle – Travellers' preference

## Aviation Workstreams



Route Development Optimization



Customer Profitability



Cooperation



Adequate Capacity

Highlighted  
Focus Areas



Inbound (Part of the Hub battle)

Istanbul Airport



Cargo (Part of the Long-haul battle)



# Airlines @ Istanbul Airport



## Airlines in Operaton since 2019

1	Aegean Airlines	31	Jordan Aviation
2	Aeroflot Russian Airlines	32	Kam Air
3	Afriqiyah Airways	33	KLM
4	Air Albania	34	Kuwait Airways
5	Air Algerie	35	Libyan Airlines
6	Air Astana	36	Libyan Wings
7	Air France	37	LOT Polish Airlies
8	Air Moldova	38	Lufthansa
9	Ariana Afghan Airlines	39	Mahan Air
10	Asiana Airlines	40	Meraj Airlines
11	Ata Airlines	41	Middle East Airlines
12	Azerbaijan Airlines	42	Nouvelair Tunisie
13	Badr Airlines	43	Oman Air
14	Belavia Belarusian Airlines	44	Pegasus Airlines
15	British Airways	45	Qatar Airways
16	Buraq Air	46	Qeshm Air
17	China Southern Airlines	47	Royal Air Maroc
18	Egypt Air	48	Royal Jordanian Airlines
19	Emirates Airline	49	Saudia Arabian Airlines
20	Ethiopian Airlines	50	SCAT
21	Etihad Airways	51	Singapore Airlines
22	Fly Baghdad	52	Somon Air
23	Fly Jordan	53	Tarom Romanian Airlines
24	Gulf Air	54	Tassili Airlines
25	IndiGo Airlines	55	THY Turkish Airlines
26	Iran Air	56	Tunisair
27	Iran Airtour	57	Ukraine International Airlines
28	Iran Aseman Airlines	58	UR Airlines
29	Iraqi Airways	59	Uzbekistan Airways
30	Jazeera Airways		

## New Airlines Joined in 2021/2022

1	Air Arabia
2	Air Arabia Maroc
3	Air Montenegro
4	Air Serbia
5	Azimuth Airlines
6	Nerniq Airways
7	Caspian Airlines
8	FLY OYA
9	FlyDubai
10	FlyOne
11	Flyone Armenia LLC
12	Ghadames Air
13	IrAero Airlines
14	MIAT Mongolian Airlines
15	Nordwind Airlines
16	Pobeda Airlines
17	Red Wings Airlines
18	Rossiya Airlines
19	SkyUp
20	Transavia France
21	Ural Airlines
22	UT Air Aviation

**Total of 81 Airlines**

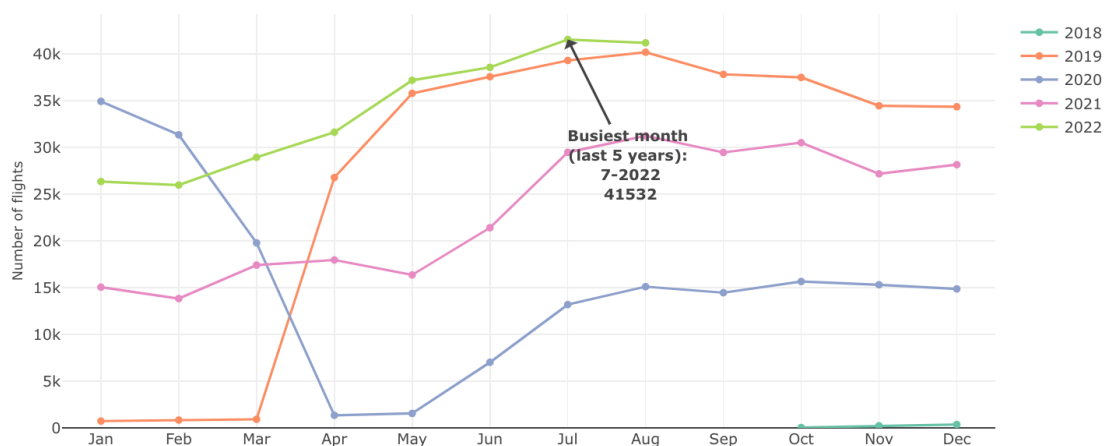
- 22 new airlines have entered IST to boost P2P potential.
- 1<sup>st</sup> ever A380 on scheduled service to IST



# Currently in Europe



EUROCONTROL Traffic Scenarios  
Published on 6 April 2022 (base year 2019)



## Top 10 Aircraft Operators on Week 22 - 28 Sep 2022 (avg daily flights)









Rank evolution over prev. Week	Top 10 Airports on week 22 Sep - 28 Sep 2022					
	Airport	Average Daily Dep/Arr Flights	Δ over prev. week	% over prev. week	% vs 2019	
→	IGA Istanbul Airport	1 293	↓ -11	-1%	↑ +4%	
→	Amsterdam	1 269	↓ -18	-1%	↓ -16%	
→	Paris/Charles-De-Gaulle	1 232	↑ +66	+6%	↓ -16%	
→	Frankfurt	1 159	↑ +9	+1%	↓ -25%	
→	London/Heathrow	1 127	↑ +36	+3%	↓ -13%	
→	Madrid/Barajas	1 043	↑ +9	+1%	↓ -16%	
→	Munich	942	↑ +11	+1%	↓ -25%	
→	Barcelona	906	↑ +18	+2%	↓ -15%	
→	Palma De Mallorca	846	↑ +4	+0%	↑ +4%	
→	Antalya	801	↓ -18	-2%	↓ -5%	









# Recovery Status @ IGA









## International

	<u>Aug 2022 YTD</u>	<u>Aug 2019 YTD</u>
	<b>256</b> Direct Destinations	<b>263</b> Direct Destinations
	<b>1.032 ATM</b> Peak Day (21.08.2022)	<b>1.061 ATM</b> Peak Day (18.08.2019)
	<b>175.209 PAX</b> Peak Day (31.07.2022)	<b>181.901 PAX</b> Peak Day (18.08.2019)
	<b>50,2%</b> Transfer Passengers	<b>51,6%</b> Transfer Passengers
	<b>76,7%</b> Turkish Airlines Passenger Share	<b>76,7%</b> Turkish Airlines Passenger Share
	<b>80</b> International Airlines	<b>72</b> International Airlines

## Domestic

	<u>Aug 2022 YTD</u>	<u>Aug 2019 YTD</u>
	<b>45</b> Direct Destinations	<b>47</b> Direct Destinations
	<b>446 ATM</b> Peak Day (30.04.2022)	<b>416 ATM</b> Peak Day (05.04.2019)
	<b>65.553 PAX</b> Peak Day (08.05.2022)	<b>62.115 PAX</b> Peak Day (28.06.2019)
	<b>25,6%</b> Transfer Passengers	<b>25,8%</b> Transfer Passengers
	<b>98,7%</b> Turkish Airlines Passenger Share	<b>89,1%</b> Turkish Airlines Passenger Share
	<b>2</b> Domestic Airlines	<b>4</b> Domestic Airlines

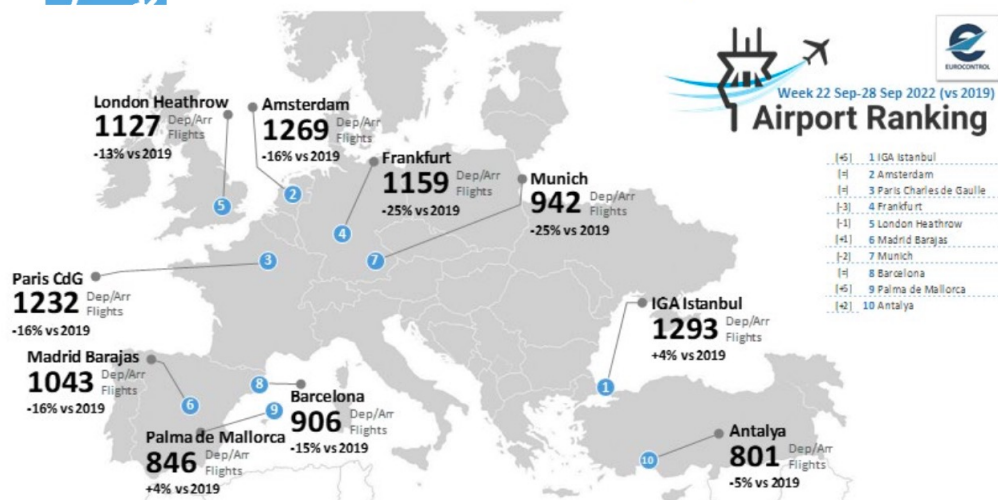
## Total

	<u>Aug 2022 YTD</u>	<u>Aug 2019 YTD</u>
	<b>301</b> Direct Destinations	<b>310</b> Direct Destinations
	<b>1.411 ATM</b> Peak Day (08.07.2022)	<b>1.370 ATM</b> Peak Day (09.08.2019)
	<b>236.430 PAX</b> Peak Day (31.07.2022)	<b>239.287 PAX</b> Peak Day (09.08.2019)
	<b>43,8%</b> Transfer Passengers	<b>45,0%</b> Transfer Passengers
	<b>82,4%</b> Turkish Airlines Passenger Share	<b>79,8%</b> Turkish Airlines Passenger Share
	<b>81</b> Total Airlines	<b>73</b> Total Airlines

# Currently in Europe

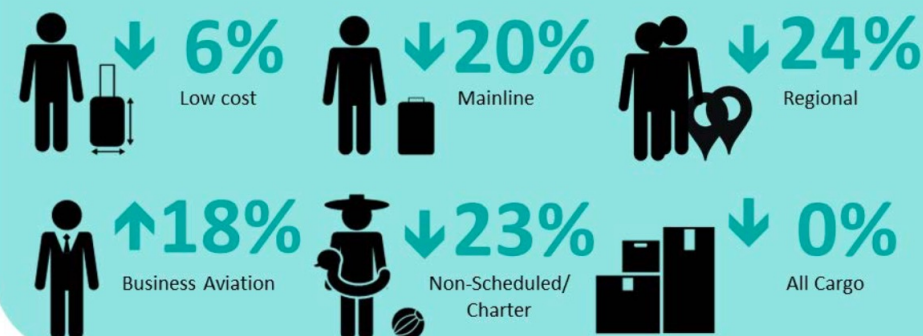


## TOP 10 AIRPORTS, FLOWS AND MARKET SEGMENTS



## Market Segments

on week 22 – 28 Sep 2022 (vs 2019)



## Traffic Flow

Average daily flights on week of 22 - 28 Sep 2022

	Flights	vs previous week	vs 2019
Intra-European	23 606	-0%	-10%
Intercontinental	5 213	-0%	-22%

## Economics

(23 September 2022)

Fuel price

↓ **302**  
cents/gallon

compared to  
339 cents/gallon on 9 September 2022

Source: IATA/Platts



# Impacts of COVID-19 / Aviation Sector in the World

IST

BUSINESS NEWS AUGUST 7, 2020 / 11:10 AM / UPDATED 6 MONTHS AGO

## Thousands of BA staff to lose jobs as airline pushes ahead with cuts

By Sarah Young

LONDON (Reuters) - Thousands of British Airways staff have lost their jobs or are facing redundancy as the airline cuts employee numbers by 29% in response to the impact of the coronavirus pandemic.

Source: [www.ft.com](http://www.ft.com)

News

## Frankfurt airport plans to cut as many as 4,000 jobs

19 Jun 2020 by Alex McWhirter



Heathrow Airport Holdings Ltd

+ Add to myFT

Source

## Heathrow to cut jobs as UK quarantine measures compound 'grim' outlook

UK's largest airport says passenger numbers are down 90%



## Lufthansa Expected To Cut Almost 30,000 Jobs By End Of The Year

by Andrew Curran · December 7, 2020 · 90 shares · 3 minute read

Latest EU/Schengen

Statistics Migration Tourism Education

Air Travel | Statistics

## 193 European Airports May Go Bankrupt in Coming Months

October 28, 2020 Subscribe to our daily news digest

Share



Istanbul Airport



Source: [www.theguardian.com](http://www.theguardian.com)

No single job lost at IGA



BİZ SADECE BİR HAVALİMANI DEĞİL, ASLINDA BİR  
ZAFER ANITI İNŞA EDİYORUZ.

WE BUILD NOT ONLY AN AIRPORT BUT ALSO A  
MONUMENT OF (AVIATION) VICTORY.

Recep Tayyip ERDOĞAN

On **October 29, 2018**, IGA has been  
inaugurated by our President and  
distinguished international and local Guests,  
naming the new airport as

**ISTANBUL AIRPORT**



THANK YOU VERY MUCH  
WE ARE WAITING YOU ALL IN ISTANBUL

IST



Istanbul Airport